

A RENOVATION FOR: KEVIN AND KRISTIN LESTER


20141 RIVER CHASE DRIVE,
CORNELIUS, NC 28031

COUNTY OF: MECKLENBURG
STATE OF NORTH CAROLINA

RELEASE DATE: FEBRUARY 28, 2023
JUNE 26, 2023
JULY 20, 2023

INDEX OF DRAWINGS:


A-1.1	SITE PLAN
A-1.2	LOWER LEVEL DEMO PLAN
A-1.3	MAIN LEVEL DEMO PLAN
A-1.4	SLAB PLAN
A-1.5	LOWER LEVEL FLOOR PLAN
A-1.6	LOWER LEVEL DIMENSIONED PLAN
A-1.7	LOWER LEVEL COLORED AREA PLAN
A-1.8	MAIN LEVEL FLOOR PLAN
A-1.9	MAIN LEVEL DIMENSIONED PLAN
A-1.10	MAIN LEVEL COLORED AREA PLAN
A-1.11	ROOF PLAN
A-2.1	EXTERIOR ELEVATIONS
A-2.2	EXTERIOR ELEVATIONS
A-3.1	BUILDING SECTIONS
A-9.1	3D VIEWS
A-9.2	3D VIEWS
E-1.1	LOWER LEVEL ELECTRICAL PLAN
E-1.2	MAIN LEVEL ELECTRICAL PLAN



36"x48" SHEET SIZE
BUILDER: LAGNIAPPE BUILDERS

ALL FEDERAL, STATE & LOCAL CODES, ORDINANCES, AND REGULATIONS, ETC. SHALL BE CONSIDERED AS PART OF THE SPECIFICATIONS OF THIS BUILDING, AND ARE TO BE ADHERED TO EVEN IF THEY ARE IN VARIANCE WITH THE PLAN.
DESIGNER ASSUMES NO RESPONSIBILITY OVER ANY PHASE OF CONSTRUCTION OR COMPLETED BUILDING.

© COPYRIGHT PIPPIN HOME DESIGNS INC. 2023
ALL RIGHTS RESERVED.
PLANS NOT TO BE REPRODUCED.
PIPPIN HOME DESIGNS INC. ASSUMES NO LIABILITY FOR ANY CHANGES OR MODIFICATIONS MADE TO THESE PLANS BY OTHERS.

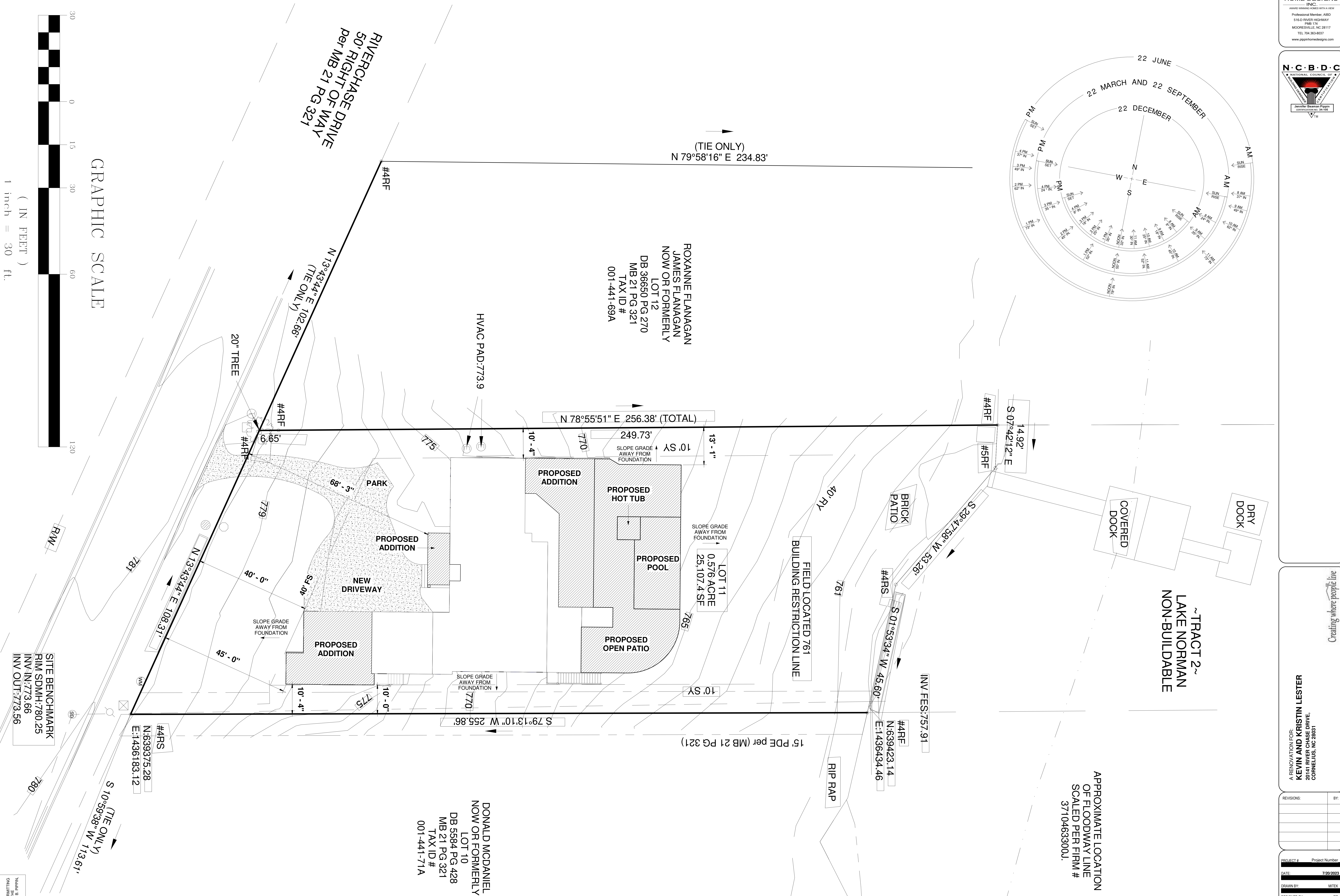
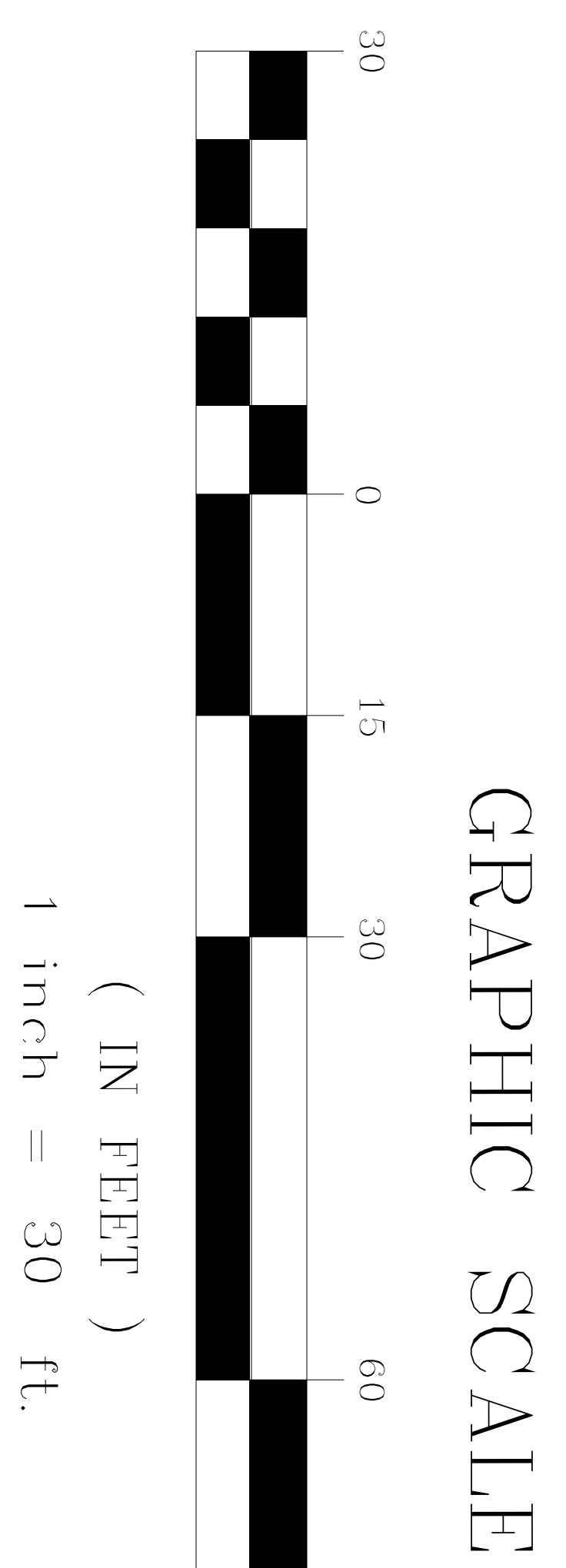
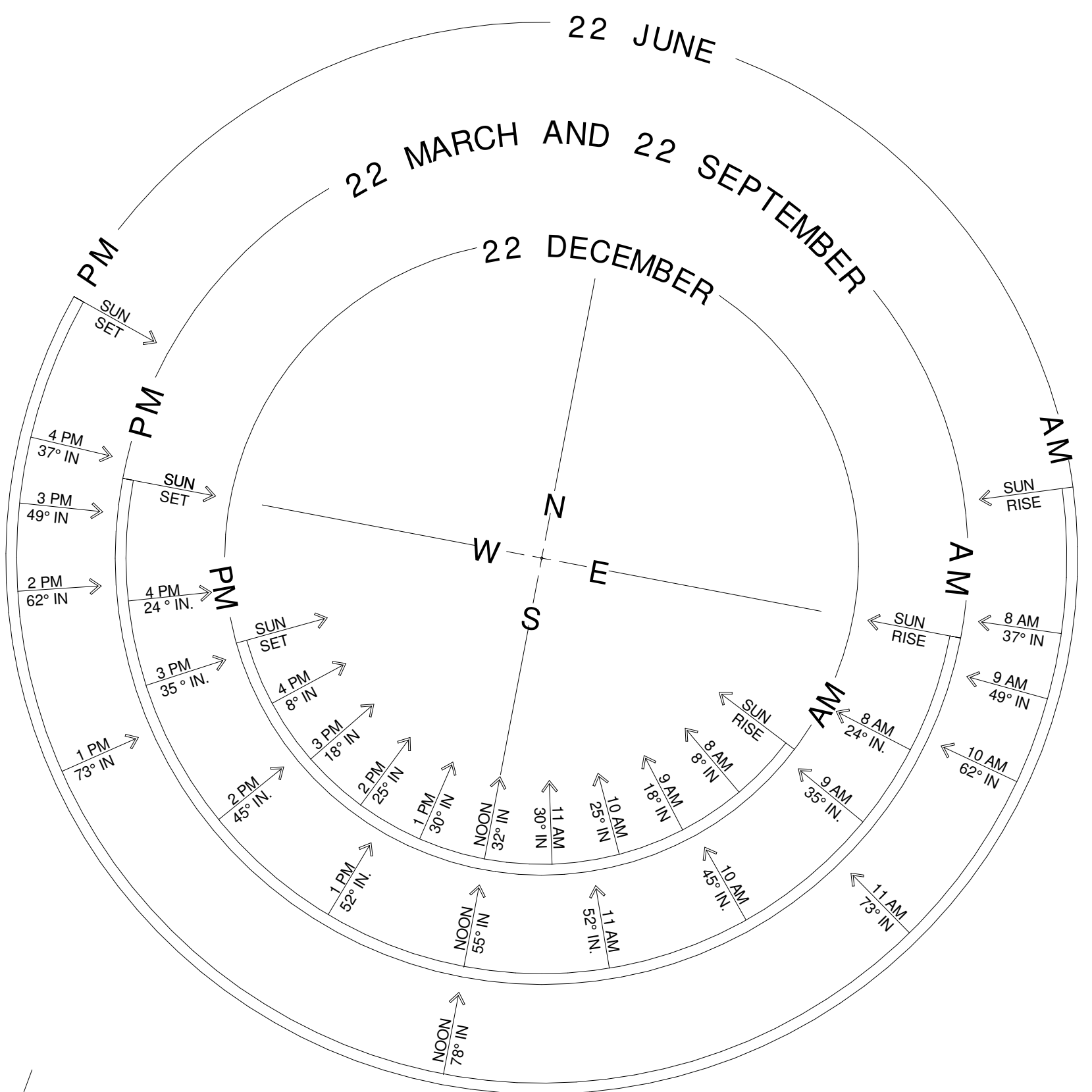


COPYRIGHT NOTICE
 PURSUANT TO THE FEDERAL COPYRIGHT ACT, THESE PLANS ARE DULY REGISTERED WITH THE LIBRARY OF CONGRESS - PROPERLY RESERVING ALL RIGHTS FOR THIS OFFICE AND DESIGNER. THESE PLANS MAY BE USED ONLY ONCE FOR THIS PROJECT ONLY. ANY REDRAWING, TRACKING, REPRODUCTION, RE-USE OR FORMATION OF DERIVATIVE WORK IS EXPRESSLY PROHIBITED AND ANY VIOLATIONS WILL BE PROSECUTED TO THE FULLEST EXTENT OF THE LAW.

NOTE:
 ALL DRAWINGS ARE DIAGRAMMATIC AND REFLECT DESIGNER'S IMPRESSION OF THE WORK. CONSULT PROJECT SPECIFICATIONS FOR ADDITIONAL INFORMATION. IF AVAILABLE, IT SHALL BE THE CONTRACTOR'S RESPONSIBILITY TO CAREFULLY REVIEW THESE PLANS FOR COMPLIANCE WITH ALL BUILDING CODES, ZONING & OTHER REGULATORY AGENCIES & FOLLOW SPECIFICATIONS OF THE ENGINEER. CONTRACTOR TO VERIFY ALL DIMENSIONS, NOTES AND DETAILS PRIOR TO CONSTRUCTION, WITH THE OWNER.

PIPPIN HOME DESIGNS INC.
 4400 WOODLAND DRIVE SUITE 101
 PROFESSIONAL MEMBER: ARD
 516-D RIVER HIGHWAY
 PAB 131
 MOORESVILLE, NC 28117
 TEL: 704.363.8037
 www.pippinhome.com

N.C.B.D.C.
 NATIONAL COUNCIL OF BUILDING DESIGNERS
 Jennifer Stearns Pippin
 CERTIFICATION NO. 34-109
 V.18



SITE BENCHMARK
 RIM SDMH: 780.25
 INV. IN: 773.66
 INV. OUT: 773.56

#4RS
 N: 639375.28
 E: 1436183.12

DONALD MCDANIEL
 NOW OR FORMERLY
 LOT 10
 DB 5584 PG. 428
 MB 21 PG. 321
 TAX ID #
 001-441-71A

ROXANNE FLANAGAN
 JAMES FLANAGAN
 NOW OR FORMERLY
 LOT 12
 DB 36650 PG. 270
 MB 21 PG. 321
 TAX ID #
 001-441-69A

APPROXIMATE LOCATION
 OF FLOODWAY LINE
 SCALED PER FIRM #
 37104633001.

1 SITE PLAN
 1" = 10'-0"

ALL EXISTING SITE CONDITIONS TO BE VERIFIED BY THE CONTRACTOR PRIOR TO CONSTRUCTION. NOTES AND DIMENSIONS ON ARCHITECTURAL PLANS SHALL BE VERIFIED WITH STRUCTURAL DRAWINGS AND EXISTING SITE CONDITIONS. ANY DISCREPANCIES IN NOTES AND / OR DIMENSIONS SHALL BE BROUGHT TO THE ATTENTION OF THE DESIGNER IN A TIMELY MANNER. DESIGNER MAKES NO GUARANTEE OF THE ACTUAL SITE CONDITIONS AND MEASUREMENTS, AS NO DEMOLITION HAS BEEN UNDERTAKEN BY THE DESIGNER OR REPRESENTATIVES OF PIPPIN HOME DESIGNS, TO VERIFY EXISTING CONDITIONS.

ALL FEDERAL, STATE & LOCAL CODES, ORDINANCES, AND REGULATIONS, ETC. SHALL BE CONSIDERED AS PART OF THE SPECIFICATIONS OF THIS BUILDING, AND ARE TO BE ADHERED TO EVEN IF THEY ARE IN VARIANCE WITH THE PLAN.
 DESIGNER ASSUMES NO RESPONSIBILITY OVER ANY PHASE OF CONSTRUCTION OR COMPLETED BUILDING.

COPYRIGHT PIPPIN HOME DESIGNS INC. 2023
 ALL RIGHTS RESERVED.
 PLANS NOT TO BE REPRODUCED.
 PIPPIN HOME DESIGNS INC. ASSUMES NO LIABILITY FOR ANY CHANGES OR MODIFICATIONS MADE TO THESE PLANS BY OTHERS.

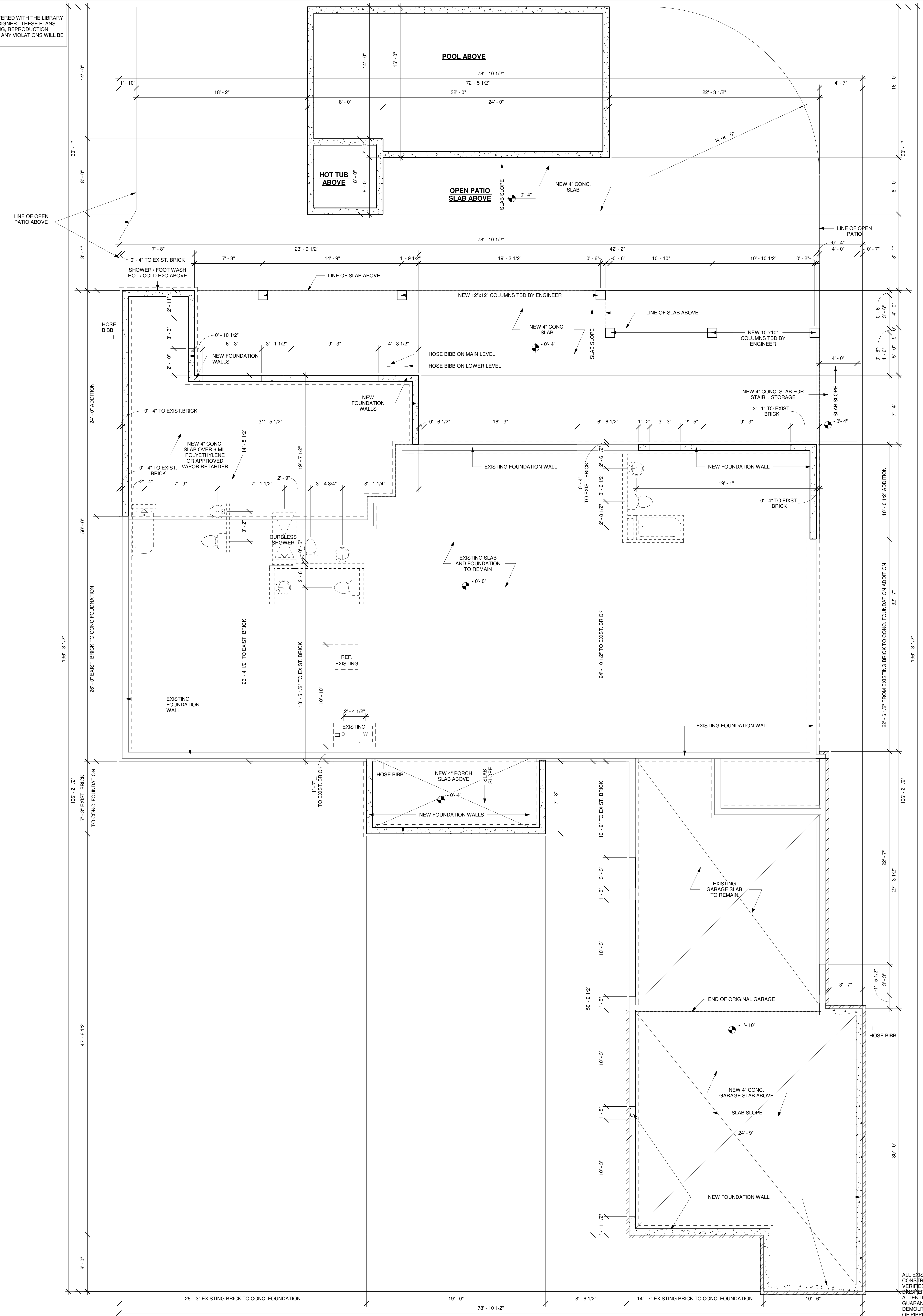


REVISIONS: _____ BY: _____
 PROJECT # _____ Project Number
 DATE: 7/20/2023
 DRAWN BY: MITEK
 DESIGNED BY: JBP
 SHEET NO. _____
A-1.1
 SITE PLAN
 30"x48" SHEET SIZE

THESE PLANS NOT VALID FOR PERMITTING PURPOSES UNLESS THEY BEAR THE SIGNATURE AND SEAL OF REGISTERED PROFESSIONAL ENGINEER JENNIFER STEARNS PIPPIN, P.E.

COPYRIGHT NOTICE
 PURSUANT TO THE FEDERAL COPYRIGHT ACT, THESE PLANS ARE DULY REGISTERED WITH THE LIBRARY OF CONGRESS - PROPERLY RESERVING ALL RIGHTS FOR THIS OFFICE AND DESIGNER. THESE PLANS MAY BE USED ONLY ONCE FOR THIS PROJECT ONLY. ANY RE-DRAWING, TRACKING, REPRODUCTION, RE-USE OR FORMATION OF DERIVATIVE WORK IS EXPRESSLY PROHIBITED AND ANY VIOLATIONS WILL BE PROSECUTED TO THE FULLEST EXTENT OF THE LAW.

NOTE:
 ALL DRAWINGS ARE DIAGRAMMATIC AND REFLECT DESIGNER'S IMPRESSION OF THE WORK. CONSULT PROJECT SPECIFICATIONS FOR ADDITIONAL INFORMATION. IF AVAILABLE, IT SHALL BE THE CONTRACTOR'S RESPONSIBILITY TO CAREFULLY REVIEW THESE PLANS FOR COMPLIANCE WITH ALL BUILDING CODES, ZONING & OTHER REGULATORY AGENCIES & FOLLOW SPECIFICATIONS OF THE ENGINEER. CONTRACTOR TO VERIFY ALL DIMENSIONS, NOTES AND DETAILS PRIOR TO CONSTRUCTION, WITH THE OWNER.



NOTE:
 THESE PLANS NOT VALID FOR PERMITTING PURPOSES UNLESS THEY BEAR THE SIGNATURE AND SEAL OF REGISTERED ARCHITECT KEVIN AND KRISTIN LESTER, CPBD AND AIA.

ALL EXISTING SITE CONDITIONS TO BE VERIFIED BY THE CONTRACTOR PRIOR TO CONSTRUCTION. NOTES AND DIMENSIONS ON ARCHITECTURAL PLANS SHALL BE VERIFIED WITH STRUCTURAL DRAWINGS, AND EXISTING SITE CONDITIONS. ANY DISCREPANCIES IN NOTES AND / OR DIMENSIONS SHALL BE BROUGHT TO THE ATTENTION OF THE DESIGNER IN A TIMELY MANNER. DESIGNER MAKES NO GUARANTEE OF THE ACTUAL SITE CONDITIONS AND MEASUREMENTS, AS NO DEMOLITION HAS BEEN UNDERTAKEN BY THE DESIGNER OR REPRESENTATIVES OF PIPPIN HOME DESIGNS, TO VERIFY EXISTING CONDITIONS.

ALL FEDERAL, STATE & LOCAL CODES, ORDINANCES, AND REGULATIONS, ETC. SHALL BE CONSIDERED AS PART OF THE SPECIFICATIONS OF THIS BUILDING, AND ARE TO BE ADHERED TO EVEN IF THEY ARE IN VARIANCE WITH THE PLAN.
 DESIGNER ASSUMES NO RESPONSIBILITY OVER ANY PHASE OF CONSTRUCTION OR COMPLETED BUILDING.

© COPYRIGHT PIPPIN HOME DESIGNS INC. 2023. ALL RIGHTS RESERVED.
 PLANS NOT TO BE REPRODUCED.
 PIPPIN HOME DESIGNS INC. ASSUMES NO LIABILITY FOR ANY CHANGES OR MODIFICATIONS MADE TO THESE PLANS BY OTHERS.



Creating where people live

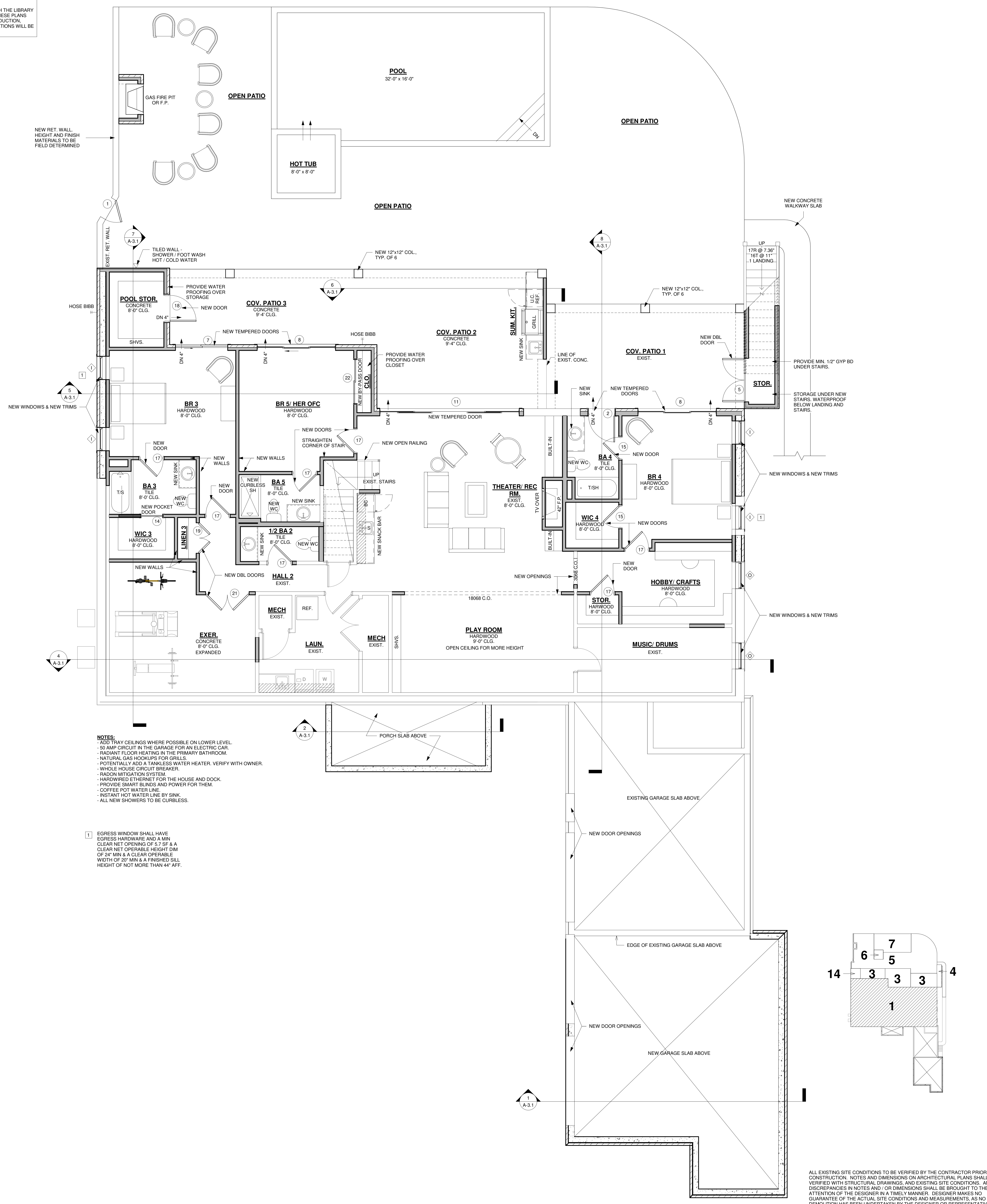
A RENOVATION FOR:
KEVIN AND KRISTIN LESTER
 104 WILSON CIRCLE DRIVE,
 CORNELIUS, NC 28031

REVISIONS:	BY:
PROJECT #	Project Number
DATE	7/20/2023
DRAWN BY	MITEK
DESIGNED BY	JSP
SHEET NO.	A-1.4
36"x48" SHEET SIZE	

1 SLAB PLAN
 1/4" = 1'-0"

COPYRIGHT NOTICE
 PURSUANT TO THE FEDERAL COPYRIGHT ACT, THESE PLANS ARE DULY REGISTERED WITH THE LIBRARY OF CONGRESS. PROPERLY RESERVING ALL RIGHTS FOR THIS OFFICE AND DESIGNER. THESE PLANS MAY BE USED ONLY ONCE FOR THIS PROJECT ONLY. ANY REDRAWING, TRACKING, REPRODUCTION, RE-USE OR FORMATION OF DERIVATIVE WORK IS EXPRESSLY PROHIBITED AND ANY VIOLATIONS WILL BE PROSECUTED TO THE FULLEST EXTENT OF THE LAW.

NOTE:
 ALL DRAWINGS ARE DIAGRAMMATIC AND REFLECT DESIGNER'S IMPRESSION OF THE WORK. CONSULT PROJECT SPECIFICATIONS FOR ADDITIONAL INFORMATION. IF AVAILABLE, IT SHALL BE THE CONTRACTOR'S RESPONSIBILITY TO CAREFULLY REVIEW THESE PLANS FOR COMPLIANCE WITH ALL BUILDING CODES, ZONING & OTHER REGULATORY AGENCIES & FOLLOW SPECIFICATIONS OF THE ENGINEER. CONTRACTOR TO VERIFY ALL DIMENSIONS, NOTES AND DETAILS PRIOR TO CONSTRUCTION, WITH THE OWNER.



- NOTES:**
- ADD TRAY CEILINGS WHERE POSSIBLE ON LOWER LEVEL.
 - 50 AMP CIRCUIT IN THE GARAGE FOR AN ELECTRIC CAR.
 - RADIANT FLOOR HEATING IN THE PRIMARY BATHROOM.
 - NATURAL GAS HOOKUPS FOR GRILLS.
 - POTENTIALLY ADD A TANKLESS WATER HEATER. VERIFY WITH OWNER.
 - WHOLE HOUSE CIRCUIT BREAKER.
 - RADON MITIGATION SYSTEM.
 - HARDWIRED ETHERNET FOR THE HOUSE AND DOCK.
 - PROVIDE SMART BLINDS AND POWER FOR THEM.
 - COFFEE POT WATER LINE.
 - INSTANT HOT WATER LINE BY SINK.
 - ALL NEW SHOWERS TO BE CURBLESS.

1 EGRESS WINDOW SHALL HAVE EGRESS HARDWARE AND A MIN CLEAR NET OPERABLE HEIGHT DIM OF 24" MIN & A CLEAR OPERABLE WIDTH OF 20" MIN & A FINISHED SILL HEIGHT OF NOT MORE THAN 44" AFF.

SEE FLOOR PLANS & ELEVATIONS FOR TAG SYMBOL LOCATION

EXTERIOR DOOR SCHEDULE					
SYMBOL	Type Mark	COUNT	WIDTH	HEIGHT	DESCRIPTION
1	2640 GATE	1	2'-6"	4'-0"	EXTERIOR GATE TO BE SELECTED BY OWNER
2	3068 EXT. 1/2 GL	2	3'-0"	6'-8"	EXTERIOR TEMPERED 1/2 GLASS DOOR TO BE SELECTED BY OWNER
3	3090 EXT. 1/2 GL	1	3'-0"	8'-0"	EXTERIOR TEMPERED 1/2 GLASS W/ HORIZONTAL MUNTINS DOOR TO BE SELECTED BY OWNER
4	3068 EXT.	1	3'-0"	6'-8"	EXTERIOR ENTRY DOOR TIB BY OWNER
5	(2) 2068 EXT.	1	5'-0"	6'-8"	EXTERIOR DOUBLE DOOR TO BE SELECTED BY OWNER
6	(2) 3068 GLASS	1	6'-0"	6'-8"	EXTERIOR DOUBLE TEMPERED GLASS DOOR TO BE SELECTED BY OWNER
7	6068 SGD	1	6'-0"	6'-8"	EXTERIOR 2-PANEL SLIDING TEMPERED GLASS DOOR TO BE SELECTED BY OWNER
8	9068 3-PNL SGD	2	9'-0"	6'-8"	EXTERIOR 3-PANEL SLIDING TEMPERED GLASS DOOR TO BE SELECTED BY OWNER
9	10080 GLASS OHGD	3	10'-0"	8'-0"	EXTERIOR TEMPERED GLASS OVERHEAD GARAGE DOOR TO BE SELECTED BY OWNER
10	12068 4-PNL SGD	1	12'-0"	6'-8"	EXTERIOR 4-PANEL SLIDING TEMPERED GLASS DOOR TO BE SELECTED BY OWNER
11	16068 4-PNL SGD	4	16'-0"	6'-8"	EXTERIOR 4-PANEL SLIDING TEMPERED GLASS DOOR TO BE SELECTED BY OWNER

INTERIOR DOOR SCHEDULE					
SYMBOL	Type Mark	COUNT	WIDTH	HEIGHT	DESCRIPTION
12	2068	1	2'-0"	6'-8"	INTERIOR DOOR TO BE SELECTED BY OWNER
13	2468	1	2'-4"	6'-8"	INTERIOR DOOR TO BE SELECTED BY OWNER
14	2668 PKT	1	2'-6"	6'-8"	INTERIOR POCKET DOOR TO BE SELECTED BY OWNER
15	2668	5	2'-0"	6'-8"	INTERIOR DOOR TO BE SELECTED BY OWNER
16	2668 GLASS	1	2'-6"	6'-8"	TEMPERED GLASS SHOWER DOOR TO BE SELECTED BY OWNER
17	2868	10	2'-8"	6'-8"	INTERIOR DOOR TO BE SELECTED BY OWNER
18	3068	5	3'-0"	6'-8"	INTERIOR DOOR TO BE SELECTED BY OWNER
19	(2) 1868	1	3'-6"	6'-8"	INTERIOR DOUBLE DOOR TO BE SELECTED BY OWNER
20	4068 BYPASS	1	4'-0"	6'-8"	INTERIOR BYPASS DOORS TO BE SELECTED BY OWNER
21	(2) 2668	1	5'-0"	6'-8"	INTERIOR DOUBLE DOOR TO BE SELECTED BY OWNER
22	5068 BY-PASS	1	5'-0"	6'-8"	INTERIOR BYPASS DOORS TO BE SELECTED BY OWNER
23	6068 BY-PASS	1	6'-0"	6'-8"	INTERIOR BYPASS DOORS TO BE SELECTED BY OWNER

NOTE: CONTRACTOR SHALL VERIFY ALL EXISTING DOOR SIZES PRIOR TO ORDERING REPLACEMENT DOORS

SEE FLOOR PLANS & ELEVATIONS FOR TAG SYMBOL LOCATION

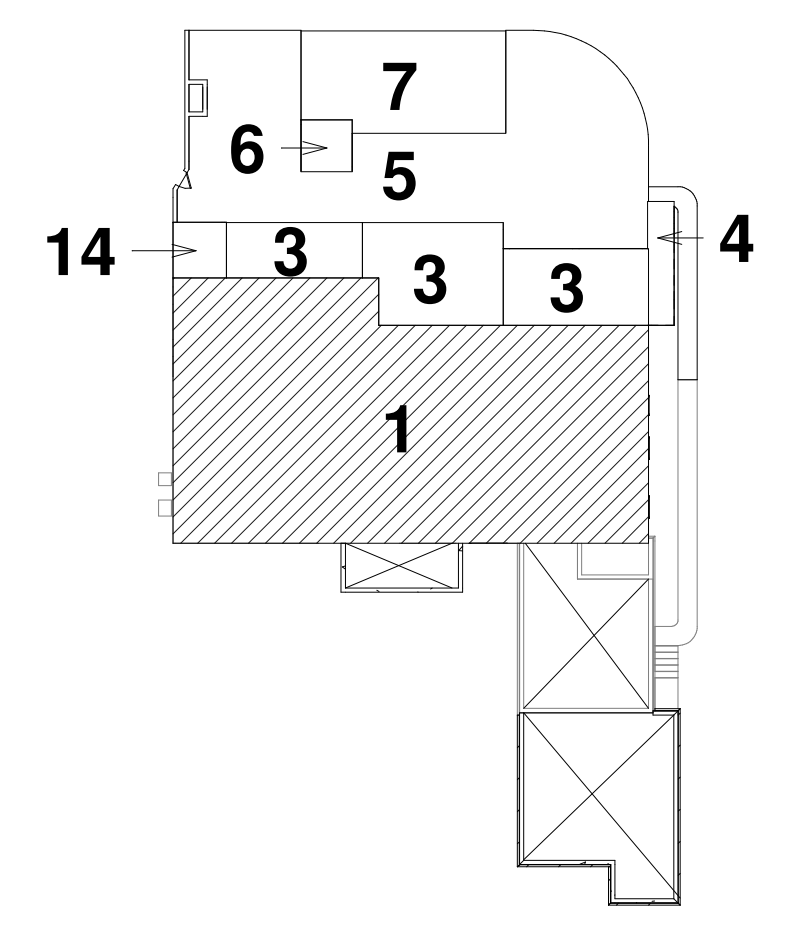
WINDOW SCHEDULE					
SYMBOL	QTY	WIDTH	HEIGHT	DESCRIPTION	NOTES
A	1	1'-2"	1'-2"	14" DIAMETER SKY TUNNEL	
B	1	2'-0"	1'-6"	FIXED	
C	1	2'-0"	3'-0"	CASEMENT	
D	1	2'-0"	4'-8"	TEMPERED CASEMENT	TEMPERED
E	1	2'-8"	0'-8"	FIXED TRAPEZOID	SEE ELEVATION SHEET
F	1	2'-0"	1'-4 1/16"	FIXED TRAPEZOID	SEE ELEVATION SHEET
G	1	2'-8"	2'-5 1/2"	FIXED TRAPEZOID	SEE ELEVATION SHEET
H	1	2'-8"	3'-0"	CASEMENT	
I	1	2'-0"	4'-0"	CASEMENT	
J	1	2'-8"	4'-0"	CASEMENT W/ MUNTIN	HORIZONTAL MUNTINS
K	1	2'-8"	4'-8"	FIXED	
L	2	2'-0"	4'-8"	CASEMENT	
M	1	2'-8"	5'-0"	TEMPERED W/ MUNTIN	HORIZONTAL MUNTINS
N	4	2'-8"	5'-6"	TEMPERED CASEMENT W/ MUNTIN	TEMPERED + HORIZONTAL MUNTINS
O	2	3'-0"	2'-0"	FIXED	
P	1	3'-0"	2'-0"	FIXED TRAPEZOID	SEE ELEVATION SHEET
Q	2	3'-0"	3'-0"	CASEMENT	
R	1	3'-0"	3'-0"	FIXED	
S	1	3'-0"	3'-0 1/2"	FIXED TRAPEZOID	SEE ELEVATION SHEET
T	2	3'-10"	1'-6"	FIXED TRAPEZOID	SEE ELEVATION SHEET
U	2	3'-10"	2'-10"	FIXED TRAPEZOID	SEE ELEVATION SHEET
V	4	3'-10"	2'-0"	FIXED TRANSOM	SEE ELEVATION SHEET
W	1	0'-9"	2'-10"	FIXED	SITE-BUILT WINDOW BOX
W2	1	0'-9"	4'-0"	FIXED	SITE-BUILT WINDOW BOX
W3	1	3'-4"	5'-0"	FIXED TRAPEZOID	SITE-BUILT WINDOW BOX
X	1	6'-0"	5'-6"	TEMPERED FIXED W/ MUNTIN	TEMPERED + HORIZONTAL MUNTINS

NOTE: CONTRACTOR SHALL VERIFY ALL EXISTING WINDOW SIZES PRIOR TO ORDERING REPLACEMENT WINDOWS

ESTIMATED SQUARE FOOTAGES & DIAGRAM:

Number	Name	Existing Area	New Area	Total Area
1	LOWER LEVEL FINISHED AREA	2079	685	2764 SF
2	MAIN LEVEL FINISHED AREA	2339	423	2762 SF
TOTAL FINISHED LIVING: 5527 SF				
3	LOWER COV. PATIO	189	597	786 SF
4	LAKE STOR.	0	50	50 SF
5	OPEN PATIO	0	1647	1647 SF
6	HOT TUB	0	64	64 SF
7	POOL	0	493	493 SF
8	STOR.	0	144	144 SF
9	GARAGE	519	534	1053 SF
10	FRONT COV. POR.	22	124	146 SF
11	OPEN DECK	521	-4	525 SF
13	REAR COV. POR.	0	348	348 SF
14	POOL STOR.	0	72	72 SF
TOTAL NON-FINISHED LIVING: 15				
TOTAL UNDER ROOF: 8004 SF				

1 LOWER LEVEL FLOOR PLAN
 1/4" = 1'-0"



NOTE:
 THESE PLANS NOT VALID FOR PERMITTING PURPOSES UNLESS THEY BEAR THE SIGNATURE AND SEAL OF REGISTERED ARCHITECT AND AIA.

ALL EXISTING SITE CONDITIONS TO BE VERIFIED BY THE CONTRACTOR PRIOR TO CONSTRUCTION. NOTES AND DIMENSIONS ON ARCHITECTURAL PLANS SHALL BE VERIFIED WITH STRUCTURAL DRAWINGS, AND EXISTING SITE CONDITIONS. ANY DISCREPANCIES IN NOTES AND / OR DIMENSIONS SHALL BE BROUGHT TO THE ATTENTION OF THE DESIGNER IN A TIMELY MANNER. DESIGNER MAKES NO GUARANTEE OF THE ACTUAL SITE CONDITIONS AND MEASUREMENTS, AS NO DEMOLITION HAS BEEN UNDERTAKEN BY THE DESIGNER OR REPRESENTATIVES OF PIPPIN HOME DESIGNS, TO VERIFY EXISTING CONDITIONS.

ALL FEDERAL, STATE & LOCAL CODES, ORDINANCES, AND REGULATIONS, ETC. SHALL BE CONSIDERED AS PART OF THE SPECIFICATIONS OF THIS BUILDING, AND ARE TO BE ADHERED TO EVEN IF THEY ARE IN VARIANCE WITH THE PLAN.
 DESIGNER ASSUMES NO RESPONSIBILITY OVER ANY PHASE OF CONSTRUCTION OR COMPLETED BUILDING.

© COPYRIGHT PIPPIN HOME DESIGNS INC. 2023. ALL RIGHTS RESERVED.
 PLANS NOT TO BE REPRODUCED.
 PIPPIN HOME DESIGNS INC. ASSUMES NO LIABILITY FOR ANY CHANGES OR MODIFICATIONS MADE TO THESE PLANS BY OTHERS.



RENOVATION FOR:
KEVIN AND KRISTIN LESTER
 100 WILSON CIRCLE DRIVE,
 CORNELIUS, NC 28031

REVISIONS: _____ BY: _____

PROJECT # _____ Project Number

DATE: 7/20/2023

DRAWN BY: MITEK

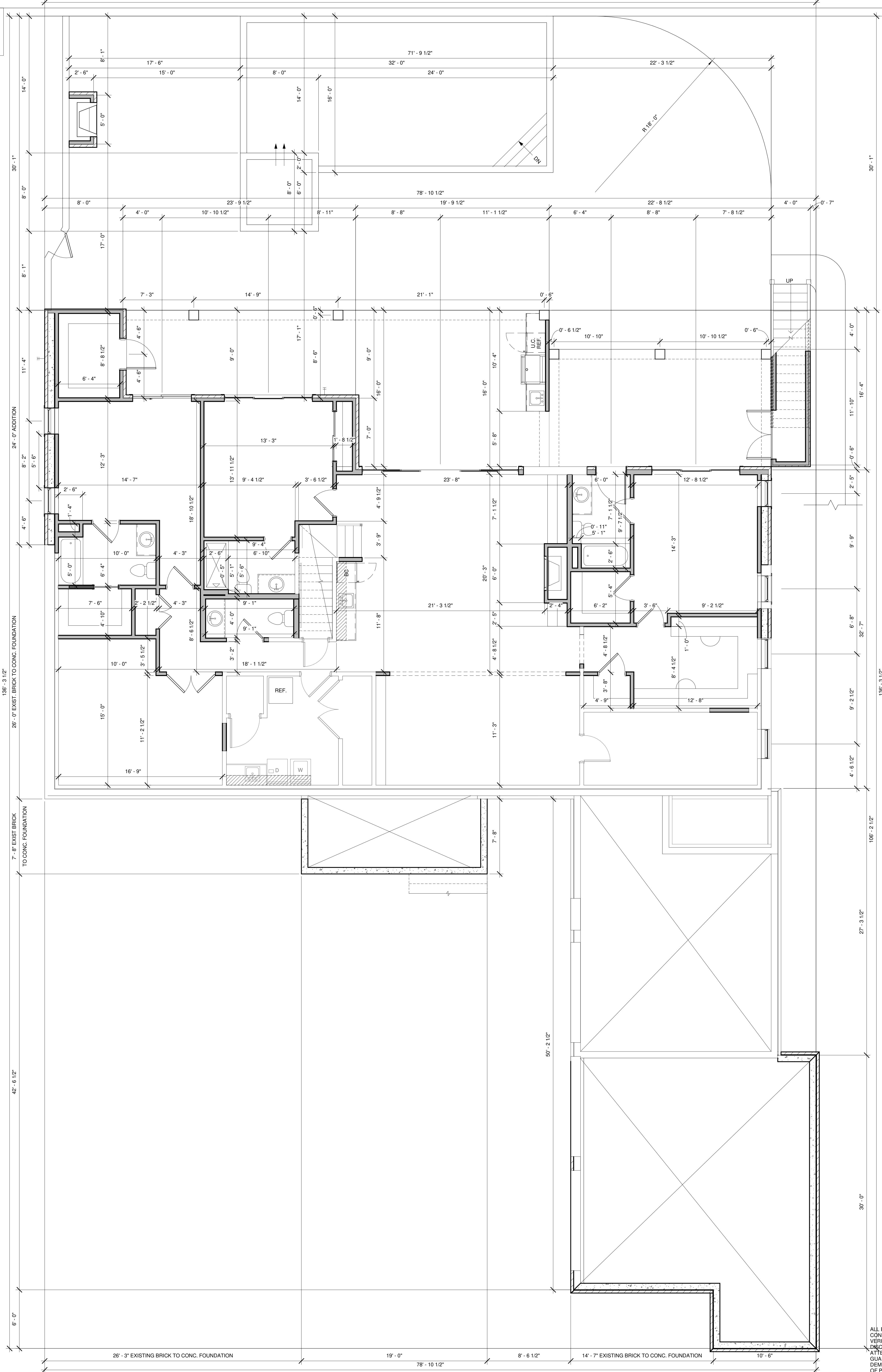
DESIGNED BY: JBP

SHEET NO. _____

A-1.5
 LOWER LEVEL FLOOR PLAN
 30"x42" SHEET SIZE

COPYRIGHT NOTICE
 PURSUANT TO THE FEDERAL COPYRIGHT ACT, THESE PLANS ARE DULY REGISTERED WITH THE LIBRARY OF CONGRESS - PROPERLY RESERVING ALL RIGHTS FOR THIS OFFICE AND DESIGNER. THESE PLANS MAY BE USED ONLY ONCE FOR THIS PROJECT ONLY. ANY REDRAWING, TRACKING, REPRODUCTION, RE-USE OR FORMATION OF DERIVATIVE WORK IS EXPRESSLY PROHIBITED AND ANY VIOLATIONS WILL BE PROSECUTED TO THE FULLEST EXTENT OF THE LAW.

NOTE: THESE PLANS NOT VALID FOR PERMITTING PURPOSES UNLESS THEY BEAR THE SIGNATURE AND SEAL OF REGISTERED ARCHITECT KEVIN AND KRISTIN LESTER, CPRIID AND AIA.



NOTE:
 ALL DRAWINGS ARE DIAGRAMMATIC AND REFLECT DESIGNER'S IMPRESSION OF THE WORK. CONSULT PROJECT SPECIFICATIONS FOR ADDITIONAL INFORMATION. IF AVAILABLE, IT SHALL BE THE CONTRACTOR'S RESPONSIBILITY TO CAREFULLY REVIEW THESE PLANS FOR COMPLIANCE WITH ALL BUILDING CODES, ZONING & OTHER REGULATORY AGENCIES & FOLLOW SPECIFICATIONS OF THE ENGINEER. CONTRACTOR TO VERIFY ALL DIMENSIONS, NOTES AND DETAILS PRIOR TO CONSTRUCTION, WITH THE OWNER.

ALL EXISTING SITE CONDITIONS TO BE VERIFIED BY THE CONTRACTOR PRIOR TO CONSTRUCTION. NOTES AND DIMENSIONS ON ARCHITECTURAL PLANS SHALL BE VERIFIED WITH STRUCTURAL DRAWINGS, AND EXISTING SITE CONDITIONS. ANY DISCREPANCIES IN NOTES AND/OR DIMENSIONS SHALL BE BROUGHT TO THE ATTENTION OF THE DESIGNER IN A TIMELY MANNER. DESIGNER MAKES NO GUARANTEE OF THE ACTUAL SITE CONDITIONS AND MEASUREMENTS, AS NO DEMOLITION HAS BEEN UNDERTAKEN BY THE DESIGNER OR REPRESENTATIVES OF PIPPIN HOME DESIGNS, TO VERIFY EXISTING CONDITIONS.

1 LOWER LEVEL DIMENSIONED PLAN
 1/4" = 1'-0"

ALL FEDERAL, STATE & LOCAL CODES, ORDINANCES, AND REGULATIONS, ETC. SHALL BE CONSIDERED AS PART OF THE SPECIFICATIONS OF THIS BUILDING, AND ARE TO BE ADHERED TO EVEN IF THEY ARE IN VARIANCE WITH THE PLAN.
 DESIGNER ASSUMES NO RESPONSIBILITY OVER ANY PHASE OF CONSTRUCTION OR COMPLETED BUILDING.

© COPYRIGHT PIPPIN HOME DESIGNS INC. 2023. ALL RIGHTS RESERVED.
 PLANS NOT TO BE REPRODUCED.
 PIPPIN HOME DESIGNS INC. ASSUMES NO LIABILITY FOR ANY CHANGES OR MODIFICATIONS MADE TO THESE PLANS BY OTHERS.

MEMBER
A I B D
 AMERICAN INSTITUTE OF BUILDING DESIGN

PIPPIN HOME DESIGNS INC.
 4400 HERRING ROAD, SUITE 100
 Professional Member, AIA
 516-D RIVER HIGHWAY
 PMB 134
 MOORESVILLE, NC 28117
 TEL 704.363.8037
 www.pippinhome.com

N.C.B.D.C.
 NATIONAL COUNCIL OF BUILDING DESIGNERS
 Jennifer Beaman Pippin
 CERTIFICATION NO. 34-108
 V 18

Creating where people live
 A RENOVATION FOR:
KEVIN AND KRISTIN LESTER
 100 WILSON CIRCLE DRIVE,
 CORNELIUS, NC 28031

REVISIONS:	BY:
PROJECT #	Project Number
DATE	7/20/2023
DRAWN BY:	MITEK
DESIGNED BY:	JBP
SHEET NO.	A-1.6
	LOWER LEVEL DIMENSIONED PLAN
	30"x42" SHEET SIZE

COPYRIGHT NOTICE
 PURSUANT TO THE FEDERAL COPYRIGHT ACT, THESE PLANS ARE DULY REGISTERED WITH THE LIBRARY OF CONGRESS - PROPERLY RESERVING ALL RIGHTS FOR THIS OFFICE AND DESIGNER. THESE PLANS MAY BE USED ONLY ONCE FOR THIS PROJECT ONLY. ANY REDRAWING, TRACKING, REPRODUCTION, RE-USE OR FORMATION OF DERIVATIVE WORK IS EXPRESSLY PROHIBITED AND ANY VIOLATIONS WILL BE PROSECUTED TO THE FULLEST EXTENT OF THE LAW.

NOTE:
 ALL DRAWINGS ARE DIAGRAMMATIC AND REFLECT DESIGNER'S IMPRESSION OF THE WORK. CONSULT PROJECT SPECIFICATIONS FOR ADDITIONAL INFORMATION. IF AVAILABLE, IT SHALL BE THE CONTRACTOR'S RESPONSIBILITY TO CAREFULLY REVIEW THESE PLANS FOR COMPLIANCE WITH ALL BUILDING CODES, ZONING & OTHER REGULATORY AGENCIES & FOLLOW SPECIFICATIONS OF THE ENGINEER. CONTRACTOR TO VERIFY ALL DIMENSIONS, NOTES AND DETAILS PRIOR TO CONSTRUCTION, WITH THE OWNER.

PIPPIN HOME DESIGNS INC.
 4400 HERRING ROAD, SUITE 100
 Professional Member, AIA
 516-D RIVER HIGHWAY
 PHB 134
 MOORESVILLE, NC 28117
 TEL 704.363.8037
 www.pippinhome.com

N.C.B.D.C.
 NATIONAL COUNCIL OF BUILDING DESIGNERS
 Jennifer Stearns Pippin
 CERTIFICATION NO. 34-108
 V 18



ROOM SCHEDULE		
Name	Area	Floor Finish
1/2 BA 1	21 SF	EXIST.
1/2 BA 2	36 SF	TILE
BA 2	84 SF	TILE
BA 3	59 SF	TILE
BA 4	54 SF	TILE
BA 5	49 SF	TILE
BR 3	204 SF	HARDWOOD
BR 4	182 SF	HARDWOOD
BR 5/ HER OFC	176 SF	HARDWOOD
BR 2	151 SF	HARDWOOD
CLO.	10 SF	HARDWOOD
CLO.	12 SF	HARDWOOD
CLOSET	18 SF	HARDWOOD
COATS	7 SF	HARDWOOD
COV. PATIO 1	268 SF	CONCRETE
COV. PATIO 2	328 SF	CONCRETE
COV. PATIO 3	182 SF	CONCRETE
DIN	262 SF	HARDWOOD
DRESSING	60 SF	HARDWOOD
DZ	79 SF	HARDWOOD
ENTRY	23 SF	EXIST.
EXER.	225 SF	CONCRETE
FOYER	84 SF	HARDWOOD
FRONT COV. POR.	148 SF	STAMPED CONCRETE
GAME ROOM	121 SF	EXIST.
GARAGE	413 SF	STAMPED CONCRETE
GRT RM.	477 SF	EXIST.
HALL	42 SF	EXIST.
HALL 3	78 SF	HARDWOOD
HIS OFFICE	163 SF	HARDWOOD
HOBBY/ CRAFTS	138 SF	HARDWOOD
HOT TUB	54 SF	CONCRETE
KITCHEN	221 SF	HARDWOOD
LAUN.	110 SF	EXIST.
LINEN	6 SF	HARDWOOD
LINEN 3	10 SF	HARDWOOD
MBA	177 SF	TILE
MBR	232 SF	HARDWOOD
MECH	34 SF	EXIST.
MECH	15 SF	EXIST.
MUSIC/ DRUMS	132 SF	HARDWOOD
NEW 2-CAR GARAGE	559 SF	CONCRETE
OPEN DECK	273 SF	COMPOSITE DECKING
OPEN DECK	246 SF	COMPOSITE DECKING
OPEN PATIO	1633 SF	CONCRETE
PANTRY	46 SF	HARDWOOD
PLAY ROOM	234 SF	HARDWOOD
POOL	496 SF	CONCRETE
POOL STOR.	54 SF	CONCRETE
REAR COV. POR.	321 SF	COMPOSITE DECKING
STOR.	66 SF	CONCRETE
STOR.	16 SF	HARDWOOD
STOR.	59 SF	CONCRETE
STOR.	60 SF	CONCRETE
THEATER/ REC RM.	507 SF	EXIST.
WIC 1	54 SF	HARDWOOD
WIC 2	55 SF	HARDWOOD
WIC 3	35 SF	HARDWOOD
WIC 4	32 SF	HARDWOOD

NOTE:
 THESE PLANS NOT VALID FOR PERMITTING PURPOSES UNLESS THEY BEAR THE SIGNATURE AND SEAL OF REGISTERED ARCHITECT KEVIN AND KRISTIN LESTER, CPBD AND AIA.

ALL EXISTING SITE CONDITIONS TO BE VERIFIED BY THE CONTRACTOR PRIOR TO CONSTRUCTION. NOTES AND DIMENSIONS ON ARCHITECTURAL PLANS SHALL BE VERIFIED WITH STRUCTURAL DRAWINGS AND EXISTING SITE CONDITIONS. ANY DISCREPANCIES IN NOTES AND / OR DIMENSIONS SHALL BE BROUGHT TO THE ATTENTION OF THE DESIGNER IN A TIMELY MANNER. DESIGNER MAKES NO GUARANTEE OF THE ACTUAL SITE CONDITIONS AND MEASUREMENTS. AS NO DEMOLITION HAS BEEN UNDERTAKEN BY THE DESIGNER OR REPRESENTATIVES OF PIPPIN HOME DESIGNS, TO VERIFY EXISTING CONDITIONS.

ALL FEDERAL, STATE & LOCAL CODES, ORDINANCES, AND REGULATIONS, ETC. SHALL BE CONSIDERED AS PART OF THE SPECIFICATIONS OF THIS BUILDING, AND ARE TO BE ADHERED TO EVEN IF THEY ARE IN VARIANCE WITH THE PLAN.
 DESIGNER ASSUMES NO RESPONSIBILITY OVER ANY PHASE OF CONSTRUCTION OR COMPLETED BUILDING.

© COPYRIGHT PIPPIN HOME DESIGNS INC. 2023 ALL RIGHTS RESERVED.
 PLANS NOT TO BE REPRODUCED.
 PIPPIN HOME DESIGNS INC. ASSUMES NO LIABILITY FOR ANY CHANGES OR MODIFICATIONS MADE TO THESE PLANS BY OTHERS.

MEMBER
A I B D
 AMERICAN INSTITUTE OF BUILDING DESIGN

Creating where people live

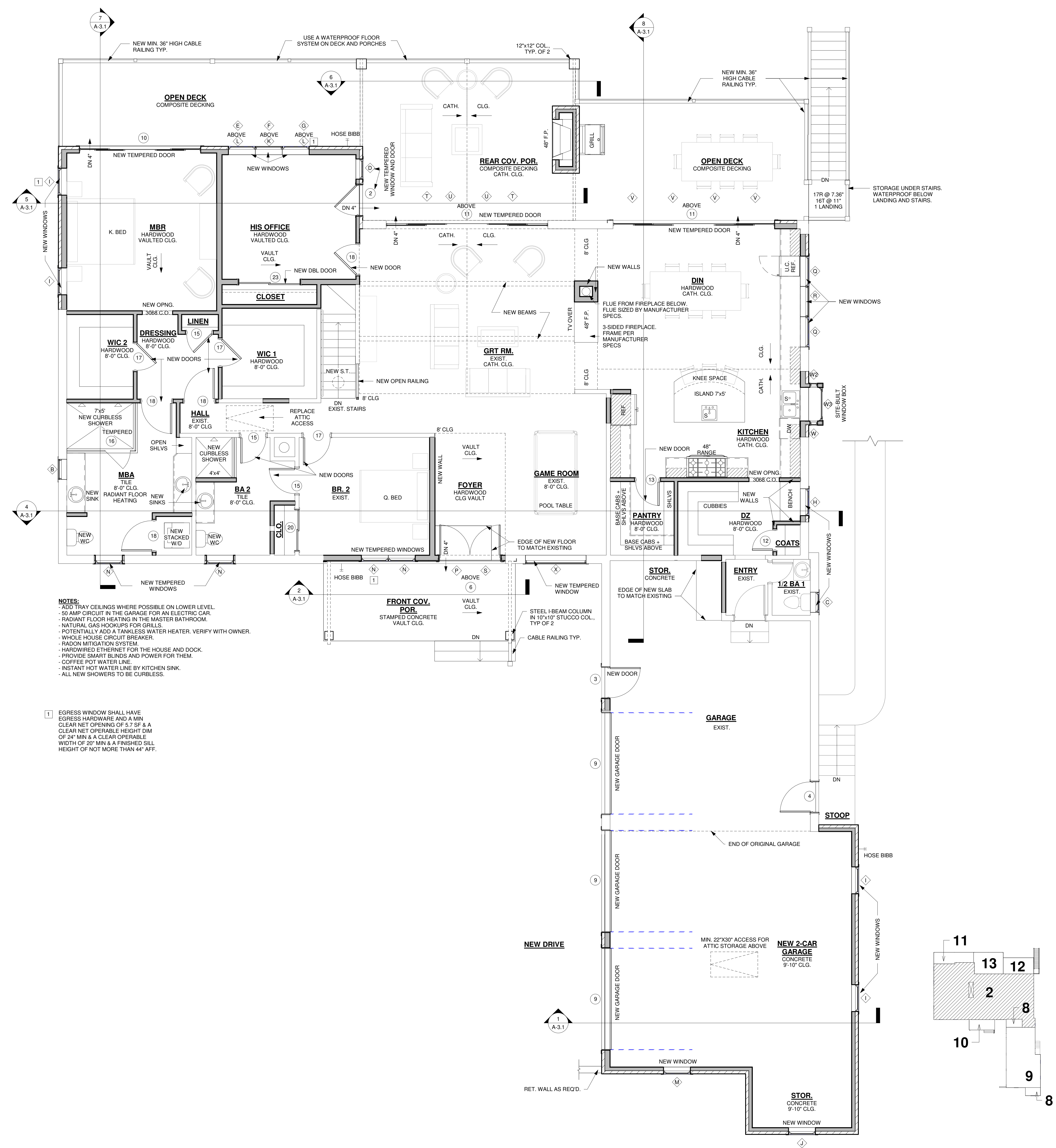
RENOVATION FOR:
KEVIN AND KRISTIN LESTER
 104 WILSON CIRCLE DRIVE,
 CORNELIUS, NC 28031

REVISIONS:	BY:
PROJECT #	Project Number
DATE	7/20/2023
DRAWN BY:	MITEK
DESIGNED BY:	JSP

SHEET NO.
A-1.7
 LOWER LEVEL COLORED AREA PLAN
 30"x42" SHEET SIZE

COPYRIGHT NOTICE
 PURSUANT TO THE FEDERAL COPYRIGHT ACT, THESE PLANS ARE DULY REGISTERED WITH THE LIBRARY OF CONGRESS. PROPERLY RESERVING ALL RIGHTS FOR THIS OFFICE AND DESIGNER. THESE PLANS MAY BE USED ONLY ONCE FOR THIS PROJECT ONLY. ANY REDRAWING, TRACKING, REPRODUCTION, RE-USE OR FORMATION OF DERIVATIVE WORK IS EXPRESSLY PROHIBITED AND ANY VIOLATIONS WILL BE PROSECUTED TO THE FULLEST EXTENT OF THE LAW.

NOTE:
 ALL DRAWINGS ARE DIAGRAMMATIC AND REFLECT DESIGNER'S IMPRESSION OF THE WORK. CONSULT PROJECT SPECIFICATIONS FOR ADDITIONAL INFORMATION. IF AVAILABLE, IT SHALL BE THE CONTRACTOR'S RESPONSIBILITY TO CAREFULLY REVIEW THESE PLANS FOR COMPLIANCE WITH ALL BUILDING CODES, ZONING & OTHER REGULATORY AGENCIES & FOLLOW SPECIFICATIONS OF THE ENGINEER. CONTRACTOR TO VERIFY ALL DIMENSIONS, NOTES AND DETAILS PRIOR TO CONSTRUCTION, WITH THE OWNER.



- NOTES:**
- ADD TRAY CEILINGS WHERE POSSIBLE ON LOWER LEVEL.
 - 50 AMP CIRCUIT IN THE GARAGE FOR AN ELECTRIC CAR.
 - RADIANT FLOOR HEATING IN THE MASTER BATHROOM.
 - NATURAL GAS HOOKUPS FOR GRILLS.
 - POTENTIALLY ADD A TANKLESS WATER HEATER, VERIFY WITH OWNER.
 - WHOLE HOUSE CIRCUIT BREAKER.
 - RADON MITIGATION SYSTEM.
 - HARDWIRED ETHERNET FOR THE HOUSE AND DOCK.
 - PROVIDE SMART BLINDS AND POWER FOR THEM.
 - COFFEE POT WATER LINE.
 - INSTANT HOT WATER LINE BY KITCHEN SINK.
 - ALL NEW SHOWERS TO BE CURBLESS.

1) EGRESS WINDOW SHALL HAVE EGRESS HARDWARE AND A MIN CLEAR NET OPENING OF 5.7 SF & A CLEAR NET OPERABLE HEIGHT DIM OF 24" MIN & A CLEAR OPERABLE WIDTH OF 20" MIN & A FINISHED SILL HEIGHT OF NOT MORE THAN 44" AFF.

SEE FLOOR PLANS & ELEVATIONS FOR TAG SYMBOL LOCATION

EXTERIOR DOOR SCHEDULE					
SYMBOL	Type Mark	COUNT	WIDTH	HEIGHT	DESCRIPTION
1	2640 GATE	1	2'-6"	4'-0"	EXTERIOR GATE TO BE SELECTED BY OWNER
2	3068 EXT 1/2 GL	2	3'-0"	6'-8"	EXTERIOR TEMPERED 1/2 GLASS DOOR TO BE SELECTED BY OWNER
3	3000 EXT 1/2 GL	1	3'-0"	6'-0"	EXTERIOR TEMPERED 1/2 GLASS W/ HORIZONTAL MUNTINS DOOR TO BE SELECTED BY OWNER
4	3068 EXT	1	3'-0"	6'-8"	EXTERIOR ENTRY DOOR TIBD BY OWNER
5	(2) 2668 EXT.	1	5'-0"	6'-8"	EXTERIOR DOUBLE DOOR TO BE SELECTED BY OWNER
6	(2) 3068 GLASS	1	6'-0"	6'-8"	EXTERIOR DOUBLE TEMPERED GLASS DOOR TO BE SELECTED BY OWNER
7	6068 SGD	1	6'-0"	6'-8"	EXTERIOR 2-PANEL SLIDING TEMPERED GLASS DOOR TO BE SELECTED BY OWNER
8	9068 3-PNL SGD	2	9'-0"	6'-8"	EXTERIOR 3-PANEL SLIDING TEMPERED GLASS DOOR TO BE SELECTED BY OWNER
9	10080 GLASS OHGD	3	10'-0"	8'-0"	EXTERIOR TEMPERED GLASS OVERHEAD GARAGE DOOR TO BE SELECTED BY OWNER
10	12068 4-PNL SGD	1	12'-0"	6'-8"	EXTERIOR 4-PANEL SLIDING TEMPERED GLASS DOOR TO BE SELECTED BY OWNER
11	16068 4-PNL SGD	4	16'-0"	6'-8"	EXTERIOR 4-PANEL SLIDING TEMPERED GLASS DOOR TO BE SELECTED BY OWNER

INTERIOR DOOR SCHEDULE					
SYMBOL	Type Mark	COUNT	WIDTH	HEIGHT	DESCRIPTION
12	2068	1	2'-0"	6'-8"	INTERIOR DOOR TO BE SELECTED BY OWNER
13	2468	1	2'-4"	6'-8"	INTERIOR DOOR TO BE SELECTED BY OWNER
14	2668 PKT	1	2'-6"	6'-8"	INTERIOR POCKET DOOR TO BE SELECTED BY OWNER
15	2668	5	2'-0"	6'-8"	INTERIOR DOOR TO BE SELECTED BY OWNER
16	2668 GLASS	1	2'-6"	6'-8"	TEMPERED GLASS SHOWER DOOR TO BE SELECTED BY OWNER
17	2868	10	2'-8"	6'-8"	INTERIOR DOOR TO BE SELECTED BY OWNER
18	3068	5	3'-0"	6'-8"	INTERIOR DOOR TO BE SELECTED BY OWNER
19	(2) 1868	1	3'-6"	6'-8"	INTERIOR DOUBLE DOOR TO BE SELECTED BY OWNER
20	4068 BYPASS	1	4'-0"	6'-8"	INTERIOR BYPASS DOORS TO BE SELECTED BY OWNER
21	(2) 2668	1	5'-0"	6'-8"	INTERIOR DOUBLE DOOR TO BE SELECTED BY OWNER
22	5068 BY-PASS	1	5'-0"	6'-8"	INTERIOR BYPASS DOORS TO BE SELECTED BY OWNER
23	6068 BY-PASS	1	6'-0"	6'-8"	INTERIOR BYPASS DOORS TO BE SELECTED BY OWNER

NOTE: CONTRACTOR SHALL VERIFY ALL EXISTING DOOR SIZES PRIOR TO ORDERING REPLACEMENT DOORS

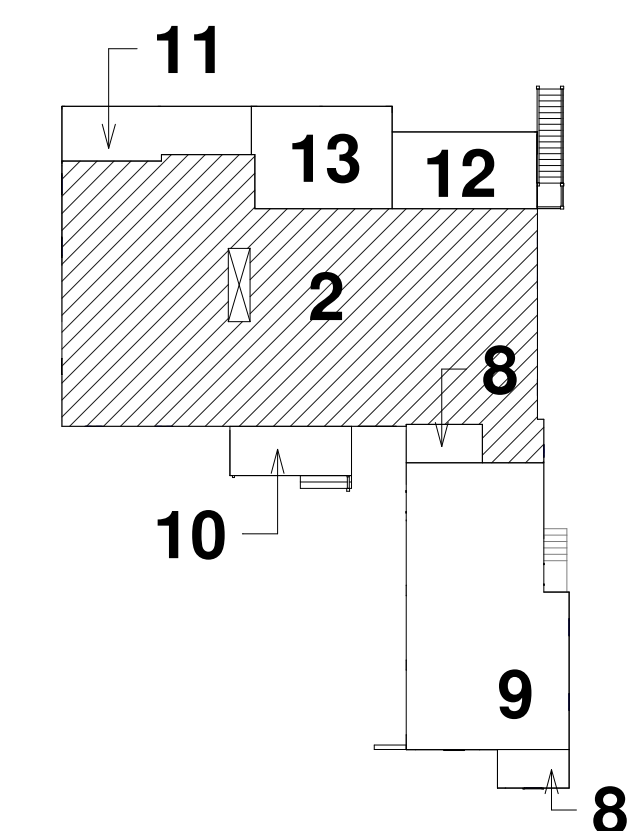
SEE FLOOR PLANS & ELEVATIONS FOR TAG SYMBOL LOCATION

WINDOW SCHEDULE					
SYMBOL	QTY	WIDTH	HEIGHT	DESCRIPTION	NOTES
A	1	1'-2"	1'-2"	14" DIAMETER SKY TUNNEL	
B	1	2'-0"	1'-6"	FIXED	
C	1	2'-0"	3'-0"	CASEMENT	
D	1	2'-0"	4'-8"	TEMPERED CASEMENT	TEMPERED
E	1	2'-8"	0'-8"	FIXED TRAPEZOID	SEE ELEVATION SHEET
F	1	2'-0"	11'-4 1/16"	FIXED TRAPEZOID	SEE ELEVATION SHEET
G	1	2'-8"	2'-5 1/2"	FIXED TRAPEZOID	SEE ELEVATION SHEET
H	1	2'-8"	3'-0"	CASEMENT	
I	1	2'-0"	4'-0"	CASEMENT	
J	1	2'-8"	4'-0"	CASEMENT W/ MUNTIN	HORIZONTAL MUNTINS
K	1	2'-8"	4'-8"	FIXED	
L	2	2'-0"	4'-8"	CASEMENT	
M	1	2'-8"	5'-0"	CASEMENT W/ MUNTIN	HORIZONTAL MUNTINS
N	4	2'-8"	5'-6"	TEMPERED CASEMENT W/ MUNTIN	TEMPERED + HORIZONTAL MUNTINS
O	2	3'-0"	2'-0"	FIXED	
P	1	3'-0"	2'-0"	FIXED TRAPEZOID	SEE ELEVATION SHEET
Q	2	3'-0"	3'-0"	CASEMENT	
R	1	3'-0"	3'-0"	FIXED	
S	1	3'-0"	3'-0 1/2"	FIXED TRAPEZOID	SEE ELEVATION SHEET
T	2	3'-10"	1'-6"	FIXED TRAPEZOID	SEE ELEVATION SHEET
U	2	3'-10"	2'-10"	FIXED TRAPEZOID	SEE ELEVATION SHEET
V	4	3'-10"	2'-0"	FIXED TRANSOM	SEE ELEVATION SHEET
W	1	0'-9"	2'-10"	FIXED	SITE-BUILT WINDOW BOX
W2	1	0'-9"	4'-0"	FIXED	SITE-BUILT WINDOW BOX
W3	1	3'-4"	5'-0"	FIXED TRAPEZOID	SITE-BUILT WINDOW BOX
X	1	6'-0"	5'-6"	TEMPERED FIXED W/ MUNTIN	TEMPERED + HORIZONTAL MUNTINS

NOTE: CONTRACTOR SHALL VERIFY ALL EXISTING WINDOW SIZES PRIOR TO ORDERING REPLACEMENT WINDOWS

ESTIMATED SQUARE FOOTAGES & DIAGRAM:

Number	Name	Existing Area	New Area	Total Area
1	LOWER LEVEL FINISHED AREA	2079	685	2764 SF
2	MAIN LEVEL FINISHED AREA	2339	423	2762 SF
TOTAL FINISHED LIVING: 5527 SF				
3	LOWER COV. PATIO	189	597	786 SF
4	LAKE STOR.	0	50	50 SF
5	OPEN PATIO	0	1647	1647 SF
6	HOT TUB	0	64	64 SF
7	POOL	0	493	493 SF
8	STOR.	0	144	144 SF
9	GARAGE	519	534	1053 SF
10	FRONT COV. POR.	22	124	146 SF
11	OPEN DECK	521	-4	525 SF
13	REAR COV. POR.	0	348	348 SF
14	POOL STOR.	0	72	72 SF
TOTAL NON-FINISHED LIVING: 15 5327 SF				
TOTAL UNDER ROOF:		5148 SF		8004 SF



NOTE:
 THESE PLANS NOT VALID FOR PERMITTING PURPOSES UNLESS THEY BEAR THE SIGNATURE AND SEAL OF REGISTERED ARCHITECT AND AIA.

ALL EXISTING SITE CONDITIONS TO BE VERIFIED BY THE CONTRACTOR PRIOR TO CONSTRUCTION. NOTES AND DIMENSIONS ON ARCHITECTURAL PLANS SHALL BE VERIFIED WITH STRUCTURAL DRAWINGS, AND EXISTING SITE CONDITIONS. ANY DISCREPANCIES IN NOTES AND / OR DIMENSIONS SHALL BE BROUGHT TO THE ATTENTION OF THE DESIGNER IN A TIMELY MANNER. DESIGNER MAKES NO GUARANTEE OF THE ACTUAL SITE CONDITIONS AND MEASUREMENTS, AS NO DEMOLITION HAS BEEN UNDERTAKEN BY THE DESIGNER OR REPRESENTATIVES OF PIPPIN HOME DESIGNS, TO VERIFY EXISTING CONDITIONS.

1 MAIN LEVEL FLOOR PLAN
 1/4" = 1'-0"

ALL FEDERAL, STATE & LOCAL CODES, ORDINANCES, AND REGULATIONS, ETC. SHALL BE CONSIDERED AS PART OF THE SPECIFICATIONS OF THIS BUILDING, AND ARE TO BE ADHERED TO EVEN IF THEY ARE IN VARIANCE WITH THE PLAN.
 DESIGNER ASSUMES NO RESPONSIBILITY OVER ANY PHASE OF CONSTRUCTION OR COMPLETED BUILDING.

1 COPYRIGHT PIPPIN HOME DESIGNS INC. 2023. ALL RIGHTS RESERVED.
 PLANS NOT TO BE REPRODUCED.
 PIPPIN HOME DESIGNS INC. ASSUMES NO LIABILITY FOR ANY CHANGES OR MODIFICATIONS MADE TO THESE PLANS BY OTHERS.



A-1.8
 MAIN LEVEL FLOOR PLAN
 36"x48" SHEET SIZE

Creating where people live

A RENOVATION FOR:
KEVIN AND KRISTIN LESTER
 100 WILSON CIRCLE DRIVE,
 CORNELIUS, NC 28031

REVISIONS:

NO.	DATE	DESCRIPTION	BY

PROJECT #

Project Number	72002023
----------------	----------

DATE: 7/20/2023

DRAWN BY: MITEK

DESIGNED BY: JBP

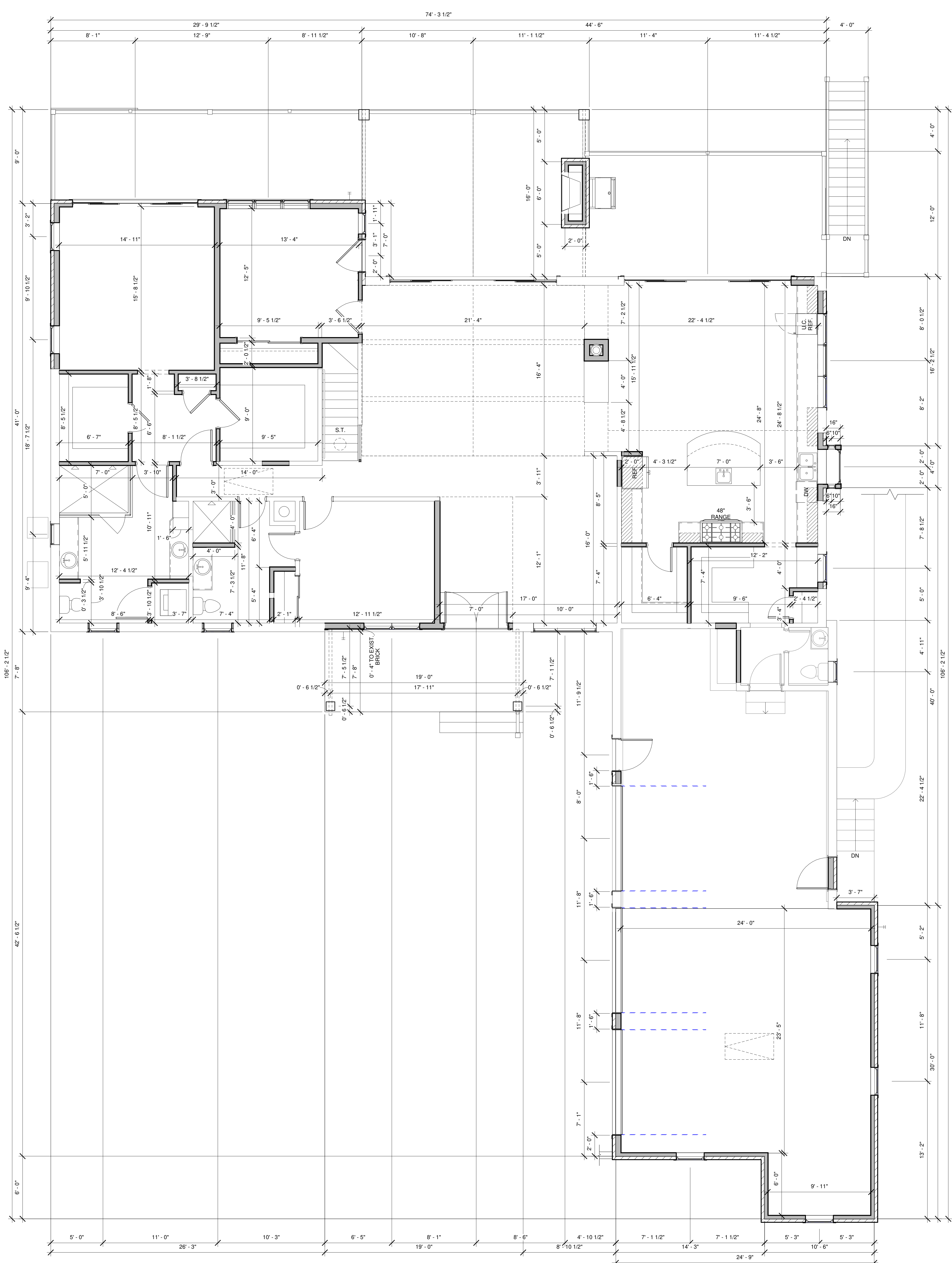
SHEET NO.

COPYRIGHT NOTICE
 PURSUANT TO THE FEDERAL COPYRIGHT ACT, THESE PLANS ARE DULY REGISTERED WITH THE LIBRARY OF CONGRESS - PROPERLY RESERVING ALL RIGHTS FOR THIS OFFICE AND DESIGNER. THESE PLANS MAY BE USED ONLY ONCE FOR THIS PROJECT ONLY. ANY REDRAWING, TRACKING, REPRODUCTION, RE-USE OR FORMATION OF DERIVATIVE WORK IS EXPRESSLY PROHIBITED AND ANY VIOLATIONS WILL BE PROSECUTED TO THE FULLEST EXTENT OF THE LAW.

NOTE:
 ALL DRAWINGS ARE DIAGRAMMATIC AND REFLECT DESIGNER'S IMPRESSION OF THE WORK. CONSULT PROJECT SPECIFICATIONS FOR ADDITIONAL INFORMATION. IF AVAILABLE, IT SHALL BE THE CONTRACTOR'S RESPONSIBILITY TO CAREFULLY REVIEW THESE PLANS FOR COMPLIANCE WITH ALL BUILDING CODES, ZONING & OTHER REGULATORY AGENCIES & FOLLOW SPECIFICATIONS OF THE ENGINEER. CONTRACTOR TO VERIFY ALL DIMENSIONS, NOTES AND DETAILS PRIOR TO CONSTRUCTION, WITH THE OWNER.

PIPPIN HOME DESIGNS INC.
 516-D RIVER HIGHWAY
 #101 MOORESVILLE, NC 28117
 TEL 704.363.8037
 www.pippinhome.com

N.C.B.D.C.
 NATIONAL COUNCIL OF BUILDING DESIGNERS
 Jennifer Stearns Pippin
 CERTIFICATION NO. 34-108



NOTE:
 THESE PLANS NOT VALID FOR PERMITTING PURPOSES UNLESS THEY BEAR THE SIGNATURE AND SEAL OF REGISTERED ARCHITECT JENNIFER STEARNS PIPPIN, CPBD AND AIA.

ALL EXISTING SITE CONDITIONS TO BE VERIFIED BY THE CONTRACTOR PRIOR TO CONSTRUCTION. NOTES AND DIMENSIONS ON ARCHITECTURAL PLANS SHALL BE VERIFIED WITH STRUCTURAL DRAWINGS, AND EXISTING SITE CONDITIONS. ANY DISCREPANCIES IN NOTES AND / OR DIMENSIONS SHALL BE BROUGHT TO THE ATTENTION OF THE DESIGNER IN A TIMELY MANNER. DESIGNER MAKES NO GUARANTEE OF THE ACTUAL SITE CONDITIONS AND MEASUREMENTS, AS NO DEMOLITION HAS BEEN UNDERTAKEN BY THE DESIGNER OR REPRESENTATIVES OF PIPPIN HOME DESIGNS, TO VERIFY EXISTING CONDITIONS.

ALL FEDERAL, STATE & LOCAL CODES, ORDINANCES, AND REGULATIONS, ETC. SHALL BE CONSIDERED AS PART OF THE SPECIFICATIONS OF THIS BUILDING, AND ARE TO BE ADHERED TO EVEN IF THEY ARE IN VARIANCE WITH THE PLAN.
 DESIGNER ASSUMES NO RESPONSIBILITY OVER ANY PHASE OF CONSTRUCTION OR COMPLETED BUILDING.

© COPYRIGHT PIPPIN HOME DESIGNS INC. 2023
 ALL RIGHTS RESERVED.
 PLANS NOT TO BE REPRODUCED.
 PIPPIN HOME DESIGNS INC. ASSUMES NO LIABILITY FOR ANY CHANGES OR MODIFICATIONS MADE TO THESE PLANS BY OTHERS.

1 MAIN LEVEL DIMENSIONED PLAN
 1/4" = 1'-0"

Creating where people live

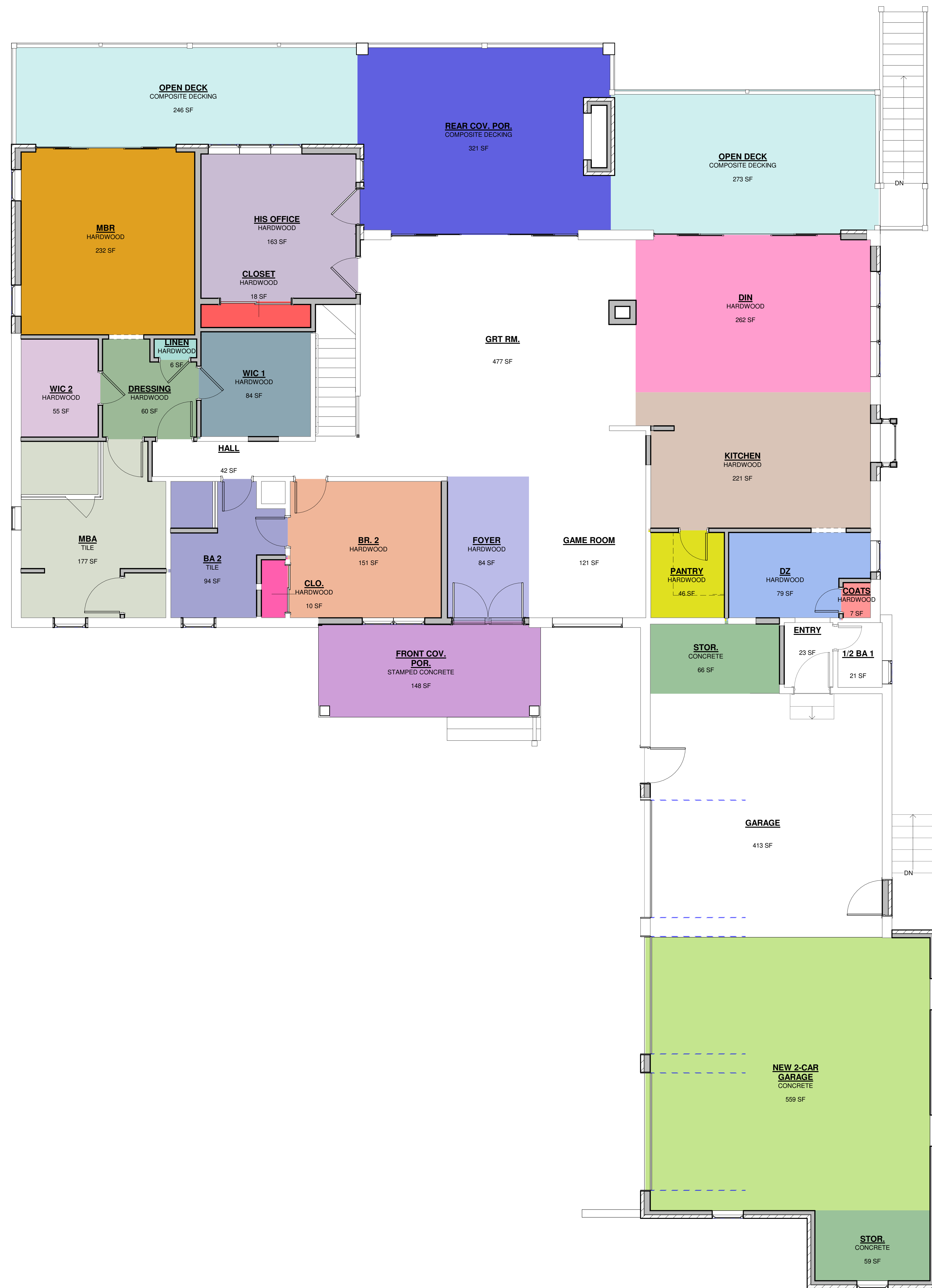

A RENOVATION FOR:
KEVIN AND KRISTIN LESTER
 104 WILSON CIRCLE DRIVE,
 CORNELIUS, NC 28031

REVISIONS:	BY:
PROJECT #	Project Number
DATE	7/20/2023
DRAWN BY:	MITEK
DESIGNED BY:	JSP
SHEET NO.	A-1.9
	MAIN LEVEL DIMENSIONED PLAN
	30"x42" SHEET SIZE



COPYRIGHT NOTICE
 PURSUANT TO THE FEDERAL COPYRIGHT ACT, THESE PLANS ARE DULY REGISTERED WITH THE LIBRARY OF CONGRESS - PROPERLY RESERVING ALL RIGHTS FOR THIS OFFICE AND DESIGNER. THESE PLANS MAY BE USED ONLY ONCE FOR THIS PROJECT ONLY. ANY REDRAWING, TRACKING, REPRODUCTION, RE-USE OR FORMATION OF DERIVATIVE WORK IS EXPRESSLY PROHIBITED AND ANY VIOLATIONS WILL BE PROSECUTED TO THE FULLEST EXTENT OF THE LAW.

NOTE:
 ALL DRAWINGS ARE DIAGRAMMATIC AND REFLECT DESIGNER'S IMPRESSION OF THE WORK. CONSULT PROJECT SPECIFICATIONS FOR ADDITIONAL INFORMATION. IF AVAILABLE, IT SHALL BE THE CONTRACTOR'S RESPONSIBILITY TO CAREFULLY REVIEW THESE PLANS FOR COMPLIANCE WITH ALL BUILDING CODES, ZONING & OTHER REGULATORY AGENCIES & FOLLOW SPECIFICATIONS OF THE ENGINEER. CONTRACTOR TO VERIFY ALL DIMENSIONS, NOTES AND DETAILS PRIOR TO CONSTRUCTION, WITH THE OWNER.



Name	Area	Floor Finish
1/2 BA 1	21 SF	EXIST.
1/2 BA 2	59 SF	TILE
BA 2	84 SF	TILE
BA 3	59 SF	TILE
BA 4	54 SF	TILE
BA 5	49 SF	TILE
BR 3	204 SF	HARDWOOD
BR 4	182 SF	HARDWOOD
BR 5 / HER OFC	178 SF	HARDWOOD
BR 2	151 SF	HARDWOOD
CLO.	10 SF	HARDWOOD
CLO.	12 SF	HARDWOOD
CLOSET	18 SF	HARDWOOD
COATS	7 SF	HARDWOOD
COV. PATIO 1	268 SF	CONCRETE
COV. PATIO 2	328 SF	CONCRETE
COV. PATIO 3	182 SF	CONCRETE
DIN	262 SF	HARDWOOD
DRESSING	60 SF	HARDWOOD
DZ	79 SF	HARDWOOD
ENTRY	23 SF	EXIST.
EXER	225 SF	CONCRETE
FOYER	84 SF	HARDWOOD
FRONT COV. POR.	148 SF	STAMPED CONCRETE
GAME ROOM	121 SF	EXIST.
GARAGE	413 SF	STAMPED CONCRETE
GRT RM.	477 SF	EXIST.
HALL	42 SF	EXIST.
HALL 3	78 SF	HARDWOOD
HIS OFFICE	163 SF	HARDWOOD
HOBBY / CRAFTS	138 SF	HARDWOOD
HOT TUB	54 SF	CONCRETE
KITCHEN	221 SF	HARDWOOD
LAUN.	110 SF	EXIST.
LINEN	6 SF	HARDWOOD
LINEN 3	10 SF	HARDWOOD
MBA	177 SF	TILE
MBR	232 SF	HARDWOOD
MECH	34 SF	EXIST.
MECH	15 SF	EXIST.
MUSIC / DRUMS	132 SF	HARDWOOD
NEW 2-CAR GARAGE	559 SF	CONCRETE
OPEN DECK	273 SF	COMPOSITE DECKING
OPEN DECK	246 SF	COMPOSITE DECKING
OPEN PATIO	1633 SF	CONCRETE
PANTRY	46 SF	HARDWOOD
PLAY ROOM	234 SF	HARDWOOD
POOL	496 SF	CONCRETE
POOL STOR.	54 SF	CONCRETE
REAR COV. POR.	321 SF	COMPOSITE DECKING
STOR.	66 SF	CONCRETE
STOR.	16 SF	HARDWOOD
STOR.	59 SF	CONCRETE
STOR.	60 SF	CONCRETE
THEATER / REC RM.	507 SF	EXIST.
WIC 1	84 SF	HARDWOOD
WIC 2	55 SF	HARDWOOD
WIC 3	35 SF	HARDWOOD
WIC 4	32 SF	HARDWOOD

NOTE:
 THESE PLANS NOT VALID FOR PERMITTING PURPOSES UNLESS THEY BEAR THE SIGNATURE AND SEAL OF REGISTERED ARCHITECT KEVIN AND KRISTIN LESTER, AIA AND AIA.

ALL EXISTING SITE CONDITIONS TO BE VERIFIED BY THE CONTRACTOR PRIOR TO CONSTRUCTION. NOTES AND DIMENSIONS ON ARCHITECTURAL PLANS SHALL BE VERIFIED WITH STRUCTURAL DRAWINGS AND EXISTING SITE CONDITIONS. ANY DISCREPANCIES IN NOTES AND / OR DIMENSIONS SHALL BE BROUGHT TO THE ATTENTION OF THE DESIGNER IN A TIMELY MANNER. DESIGNER MAKES NO GUARANTEE OF THE ACTUAL SITE CONDITIONS AND MEASUREMENTS. AS NO DEMOLITION HAS BEEN UNDERTAKEN BY THE DESIGNER OR REPRESENTATIVES OF PIPPIN HOME DESIGNS, TO VERIFY EXISTING CONDITIONS.

ALL FEDERAL, STATE & LOCAL CODES, ORDINANCES, AND REGULATIONS, ETC. SHALL BE CONSIDERED AS PART OF THE SPECIFICATIONS OF THIS BUILDING, AND ARE TO BE ADHERED TO EVEN IF THEY ARE IN VARIANCE WITH THE PLAN.
 DESIGNER ASSUMES NO RESPONSIBILITY OVER ANY PHASE OF CONSTRUCTION OR COMPLETED BUILDING.

© COPYRIGHT PIPPIN HOME DESIGNS INC. 2023. ALL RIGHTS RESERVED.
 PLANS NOT TO BE REPRODUCED.
 PIPPIN HOME DESIGNS INC. ASSUMES NO LIABILITY FOR ANY CHANGES OR MODIFICATIONS MADE TO THESE PLANS BY OTHERS.



Creating where people live

A RENOVATION FOR:
KEVIN AND KRISTIN LESTER
 100 WILSON CIRCLE DRIVE,
 CORNELIUS, NC 28031

REVISIONS:	BY:
PROJECT #	Project Number
DATE	7/20/2023
DRAWN BY:	MITEK
DESIGNED BY:	JBP

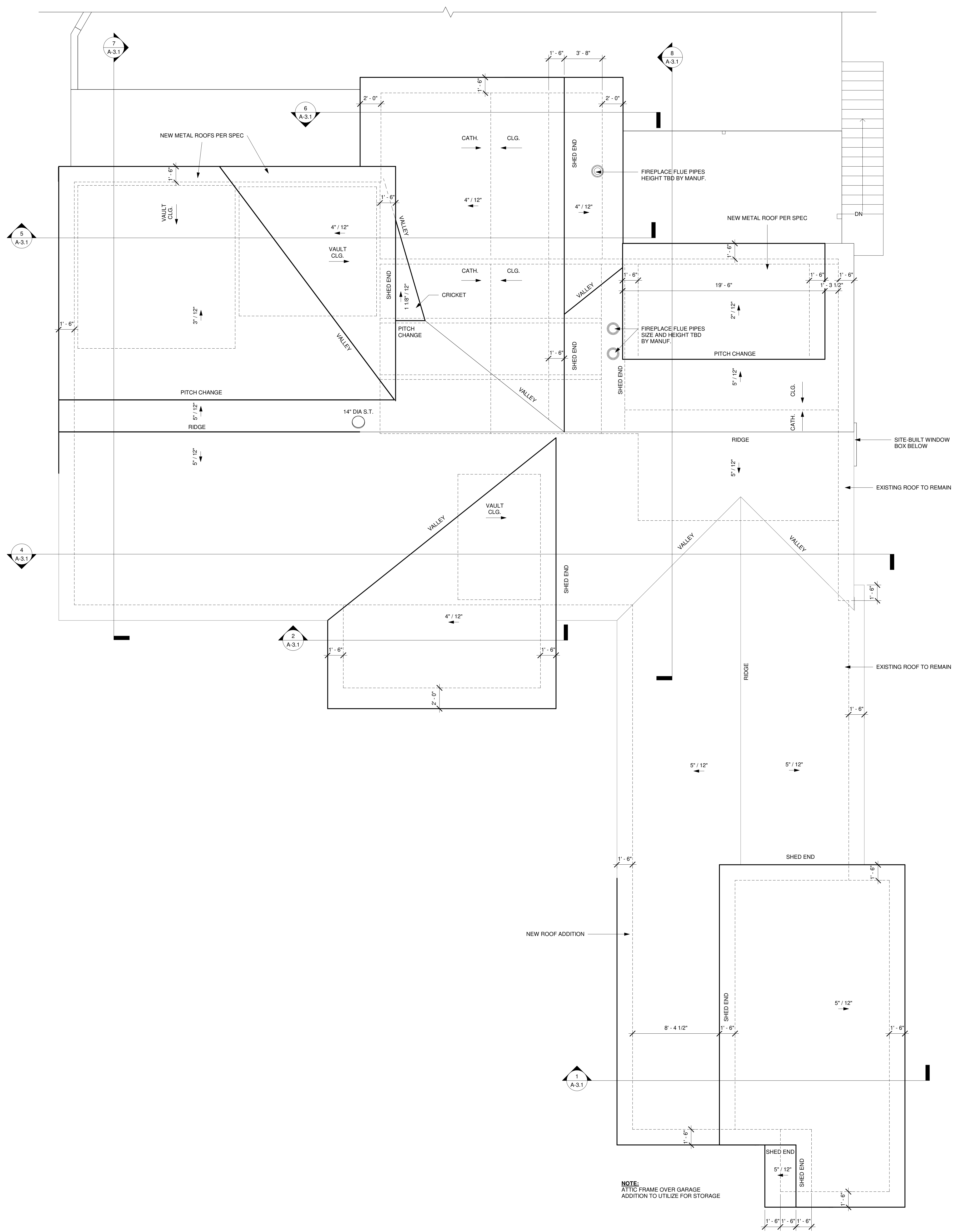
SHEET NO.
A-1.10
 MAIN LEVEL COLORED AREA PLAN
 30"x42" SHEET SIZE

COPYRIGHT NOTICE
 PURSUANT TO THE FEDERAL COPYRIGHT ACT, THESE PLANS ARE DULY REGISTERED WITH THE LIBRARY OF CONGRESS - PROPERLY RESERVING ALL RIGHTS FOR THIS OFFICE AND DESIGNER. THESE PLANS MAY BE USED ONLY ONCE FOR THIS PROJECT ONLY. ANY REDRAWING, TRACKING, REPRODUCTION, RE-USE OR FORMATION OF DERIVATIVE WORK IS EXPRESSLY PROHIBITED AND ANY VIOLATIONS WILL BE PROSECUTED TO THE FULLEST EXTENT OF THE LAW.

NOTE:
 ALL DRAWINGS ARE DIAGRAMMATIC AND REFLECT DESIGNER'S IMPRESSION OF THE WORK. CONSULT PROJECT SPECIFICATIONS FOR ADDITIONAL INFORMATION. IF AVAILABLE, IT SHALL BE THE CONTRACTOR'S RESPONSIBILITY TO CAREFULLY REVIEW THESE PLANS FOR COMPLIANCE WITH ALL BUILDING CODES, ZONING & OTHER REGULATORY AGENCIES & FOLLOW SPECIFICATIONS OF THE ENGINEER. CONTRACTOR TO VERIFY ALL DIMENSIONS, NOTES AND DETAILS PRIOR TO CONSTRUCTION, WITH THE OWNER.

PIPPIN HOME DESIGNS INC.
 PROFESSIONAL MEMBER, AIBD
 516-D RIVER HIGHWAY
 PHB 114
 MOORESVILLE, NC 28117
 TEL 704.363.8037
 www.pippinhome.com

N.C.B.D.C.
 NATIONAL COUNCIL OF BUILDING DESIGNERS
 JENNIFER BEAMAN PIPPIN
 CERTIFICATION NO. 34-109



NOTE:
 THESE PLANS NOT VALID FOR PERMITTING PURPOSES UNLESS THEY BEAR THE SIGNATURE AND SEAL OF REGISTERED ARCHITECT KEVIN AND KRISTIN LESTER, AIBD AND AIA.

ALL EXISTING SITE CONDITIONS TO BE VERIFIED BY THE CONTRACTOR PRIOR TO CONSTRUCTION. NOTES AND DIMENSIONS ON ARCHITECTURAL PLANS SHALL BE VERIFIED WITH STRUCTURAL DRAWINGS, AND EXISTING SITE CONDITIONS. ANY DISCREPANCIES IN NOTES AND / OR DIMENSIONS SHALL BE BROUGHT TO THE ATTENTION OF THE DESIGNER IN A TIMELY MANNER. DESIGNER MAKES NO GUARANTEE OF THE ACTUAL SITE CONDITIONS AND MEASUREMENTS. AS NO DEMOLITION HAS BEEN UNDERTAKEN BY THE DESIGNER OR REPRESENTATIVES OF PIPPIN HOME DESIGNS, TO VERIFY EXISTING CONDITIONS.

ALL FEDERAL, STATE & LOCAL CODES, ORDINANCES, AND REGULATIONS, ETC. SHALL BE CONSIDERED AS PART OF THE SPECIFICATIONS OF THIS BUILDING, AND ARE TO BE ADHERED TO EVEN IF THEY ARE IN VARIANCE WITH THE PLAN.
 DESIGNER ASSUMES NO RESPONSIBILITY OVER ANY PHASE OF CONSTRUCTION OR COMPLETED BUILDING.

© COPYRIGHT PIPPIN HOME DESIGNS INC. 2023. ALL RIGHTS RESERVED.
 PLANS NOT TO BE REPRODUCED.
 PIPPIN HOME DESIGNS INC. ASSUMES NO LIABILITY FOR ANY CHANGES OR MODIFICATIONS MADE TO THESE PLANS BY OTHERS.

1 PROPOSED - ROOF PLAN
 1/4" = 1'-0"

REVISIONS:	BY:

PROJECT # _____ Project Number
 DATE: 7/20/2023
 DRAWN BY: MITEK
 DESIGNED BY: JBP

SHEET NO. _____
A-1.11
 ROOF PLAN
 36"x48" SHEET SIZE

MEMBER
AIBD
 AMERICAN INSTITUTE OF BUILDING DESIGN

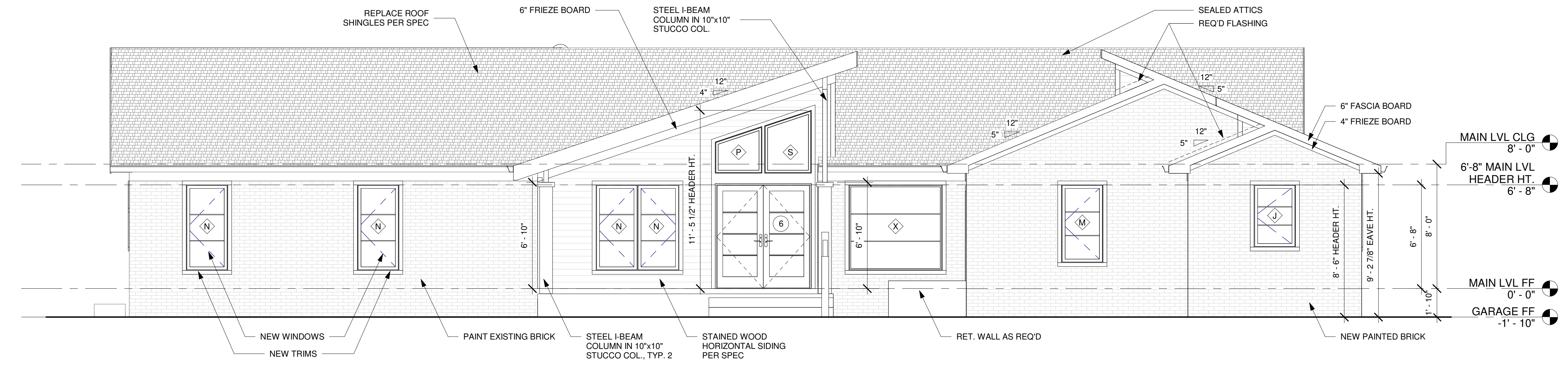
CREATING WHERE PEOPLE LIVE
 A RENOVATION FOR:
KEVIN AND KRISTIN LESTER
 100 WILSON CIRCLE DRIVE,
 CORNELIUS, NC 28031

COPYRIGHT NOTICE
 PURSUANT TO THE FEDERAL COPYRIGHT ACT, THESE PLANS ARE DULY REGISTERED WITH THE LIBRARY OF CONGRESS - PROPERLY RESERVING ALL RIGHTS FOR THIS OFFICE AND DESIGNER. THESE PLANS MAY BE USED ONLY ONCE FOR THIS PROJECT ONLY. ANY REDRAWING, TRACKING, REPRODUCTION, RE-USE OR FORMATION OF DERIVATIVE WORK IS EXPRESSLY PROHIBITED AND ANY VIOLATIONS WILL BE PROSECUTED TO THE FULLEST EXTENT OF THE LAW.

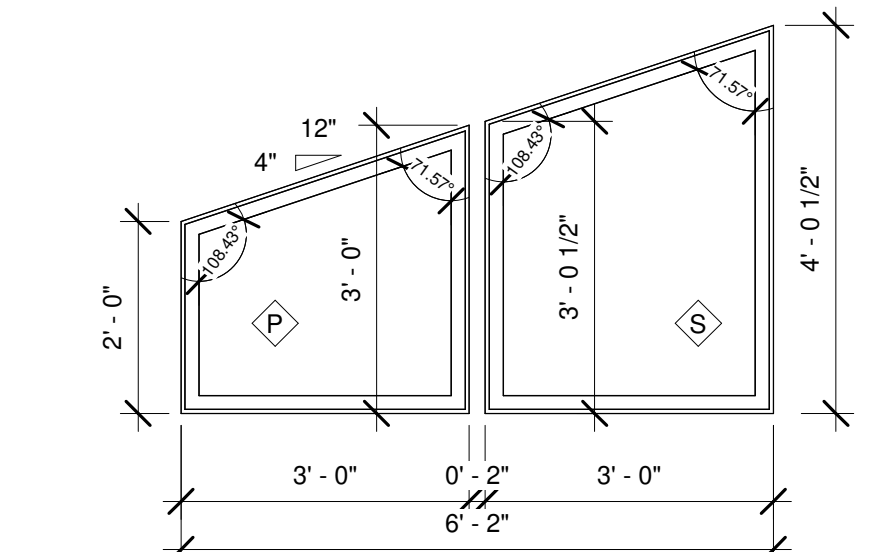
NOTE:
 ALL DRAWINGS ARE DIAGRAMMATIC AND REFLECT DESIGNER'S IMPRESSION OF THE WORK. CONSULT PROJECT SPECIFICATIONS FOR ADDITIONAL INFORMATION. IF AVAILABLE, IT SHALL BE THE CONTRACTOR'S RESPONSIBILITY TO CAREFULLY REVIEW THESE PLANS FOR COMPLIANCE WITH ALL BUILDING CODES, ZONING & OTHER REGULATORY AGENCIES & FOLLOW SPECIFICATIONS OF THE ENGINEER. CONTRACTOR TO VERIFY ALL DIMENSIONS, NOTES AND DETAILS PRIOR TO CONSTRUCTION, WITH THE OWNER.

PIPPIN HOME DESIGNS INC.
 516-D RIVER HIGHWAY
 #101
 MOORESVILLE, NC 28117
 TEL 704.363.8037
 www.pippinhome.com

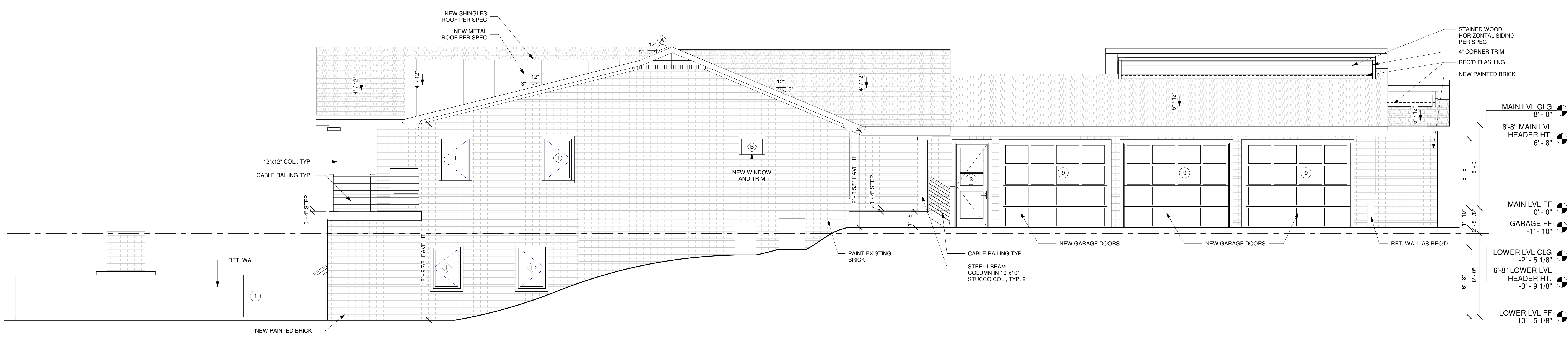
N.C.B.D.C.
 NATIONAL COUNCIL OF BUILDING DESIGNERS
 Jennifer Beaman Pippin
 CERTIFICATION NO. 34-109
 V.18



1 STREET SIDE ELEVATION - PROPOSED
 1/4" = 1'-0"



3 FOYER TRAPEZOID WINDOW DETAIL
 1/2" = 1'-0"



2 LEFT ELEVATION - PROPOSED
 1/4" = 1'-0"

NOTE: THESE PLANS NOT VALID FOR PERMITTING PURPOSES UNLESS THEY BEAR THE SIGNATURE AND SEAL OF REGISTERED ARCHITECT AND AIA.

ALL EXISTING SITE CONDITIONS TO BE VERIFIED BY THE CONTRACTOR PRIOR TO CONSTRUCTION. NOTES AND DIMENSIONS ON ARCHITECTURAL PLANS SHALL BE VERIFIED WITH STRUCTURAL DRAWINGS AND EXISTING SITE CONDITIONS. ANY DISCREPANCIES IN NOTES AND / OR DIMENSIONS SHALL BE BROUGHT TO THE ATTENTION OF THE DESIGNER IN A TIMELY MANNER. DESIGNER MAKES NO GUARANTEE OF THE ACTUAL SITE CONDITIONS AND MEASUREMENTS, AS NO DEMOLITION HAS BEEN UNDERTAKEN BY THE DESIGNER OR REPRESENTATIVES OF PIPPIN HOME DESIGNS, TO VERIFY EXISTING CONDITIONS.

ALL FEDERAL, STATE & LOCAL CODES, ORDINANCES, AND REGULATIONS, ETC. SHALL BE CONSIDERED AS PART OF THE SPECIFICATIONS OF THIS BUILDING, AND ARE TO BE ADHERED TO EVEN IF THEY ARE IN VARIANCE WITH THE PLAN.
 DESIGNER ASSUMES NO RESPONSIBILITY OVER ANY PHASE OF CONSTRUCTION OR COMPLETED BUILDING.

© COPYRIGHT PIPPIN HOME DESIGNS INC. 2023. ALL RIGHTS RESERVED.
 PLANS NOT TO BE REPRODUCED.
 PIPPIN HOME DESIGNS INC. ASSUMES NO LIABILITY FOR ANY CHANGES OR MODIFICATIONS MADE TO THESE PLANS BY OTHERS.

Creating where people live

A RENOVATION FOR:
KEVIN AND KRISTIN LESTER
 100 WILSON CREEK DRIVE,
 CORNELIUS, NC 28031

REVISIONS:	BY:

PROJECT # _____ Project Number
 DATE: 7/20/2023
 DRAWN BY: MITER
 DESIGNED BY: JBP

SHEET NO.
A-2.1
 EXTERIOR ELEVATIONS
 30"x48" SHEET SIZE

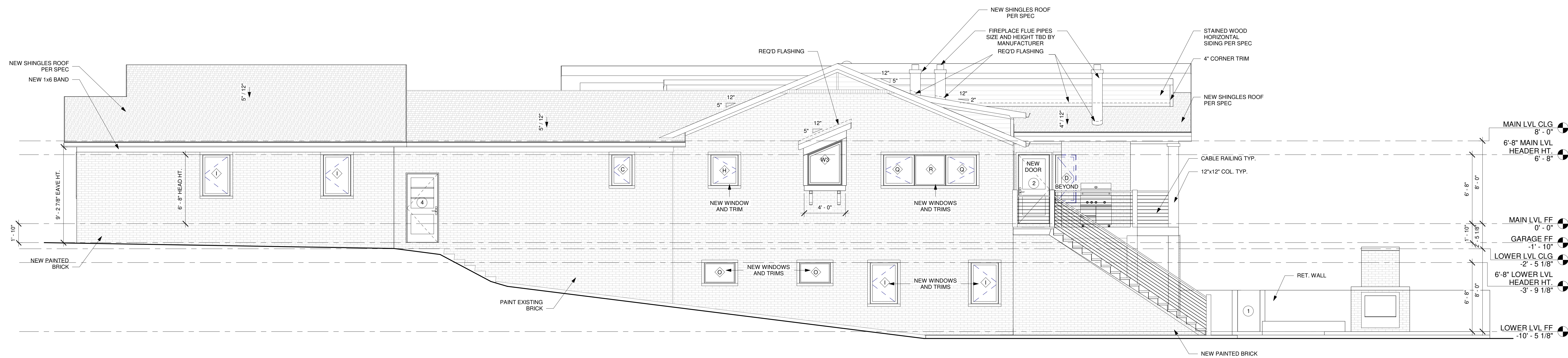
MEMBER
A I B D
 AMERICAN INSTITUTE OF BUILDING DESIGN

COPYRIGHT NOTICE
 PURSUANT TO THE FEDERAL COPYRIGHT ACT, THESE PLANS ARE DULY REGISTERED WITH THE LIBRARY OF CONGRESS - PROPERLY RESERVING ALL RIGHTS FOR THIS OFFICE AND DESIGNER. THESE PLANS MAY BE USED ONLY ONCE FOR THIS PROJECT ONLY. ANY REDRAWING, TRACKING, REPRODUCTION, RE-USE OR FORMATION OF DERIVATIVE WORK IS EXPRESSLY PROHIBITED AND ANY VIOLATIONS WILL BE PROSECUTED TO THE FULLEST EXTENT OF THE LAW.

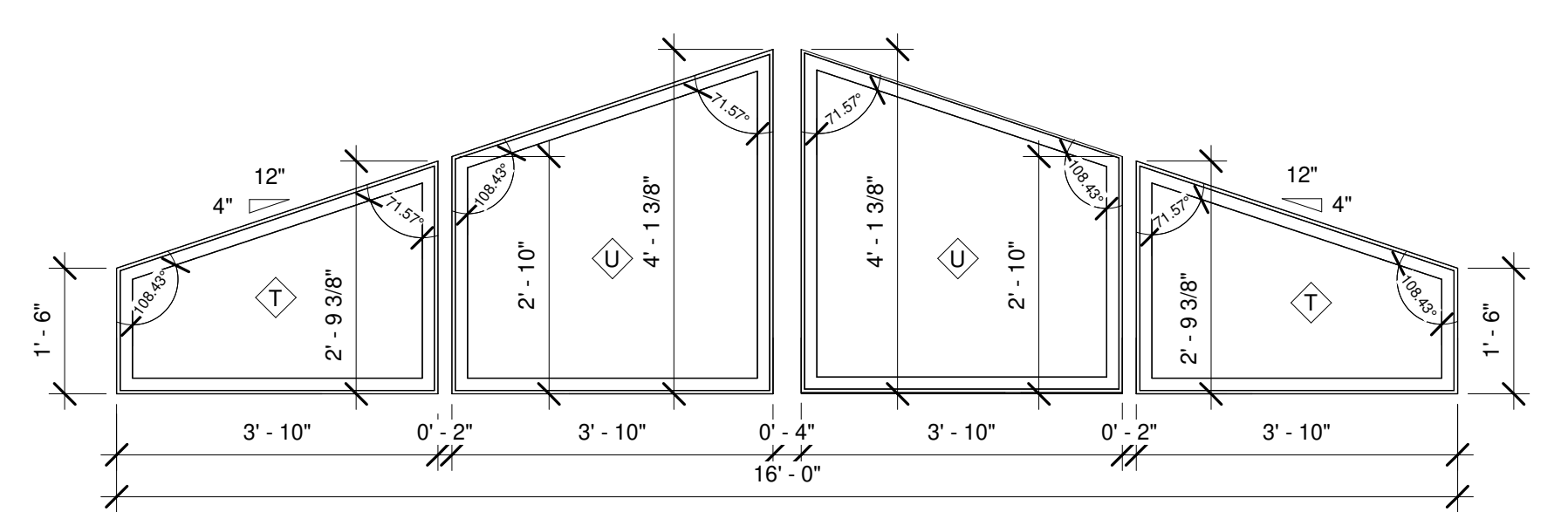
NOTE:
 ALL DRAWINGS ARE DIAGRAMMATIC AND REFLECT DESIGNER'S IMPRESSION OF THE WORK. CONSULT PROJECT SPECIFICATIONS FOR ADDITIONAL INFORMATION. IF AVAILABLE, IT SHALL BE THE CONTRACTOR'S RESPONSIBILITY TO CAREFULLY REVIEW THESE PLANS FOR COMPLIANCE WITH ALL BUILDING CODES, ZONING & OTHER REGULATORY AGENCIES & FOLLOW SPECIFICATIONS OF THE ENGINEER. CONTRACTOR TO VERIFY ALL DIMENSIONS, NOTES AND DETAILS PRIOR TO CONSTRUCTION, WITH THE OWNER.

PIPPIN HOME DESIGNS INC.
 PROFESSIONAL MEMBER, AIA
 516-D RIVER HIGHWAY
 PHASE 134
 MOORESVILLE, NC 28117
 TEL 704.363.8037
 www.pippinhome.com

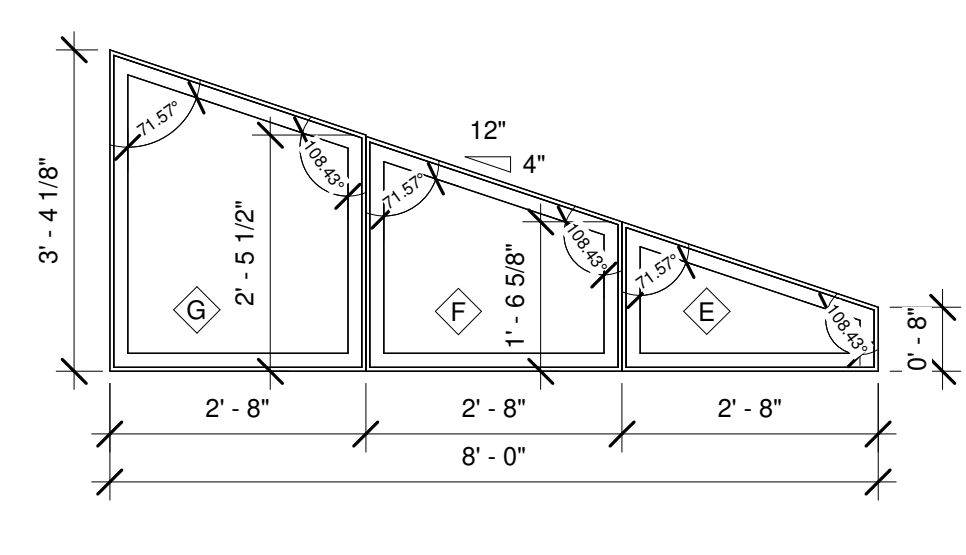
N.C.B.D.C.
 NATIONAL COUNCIL OF BUILDING DESIGNERS
 JENNIFER BEAMAN PIPPIN
 CERTIFICATION NO. 34-109



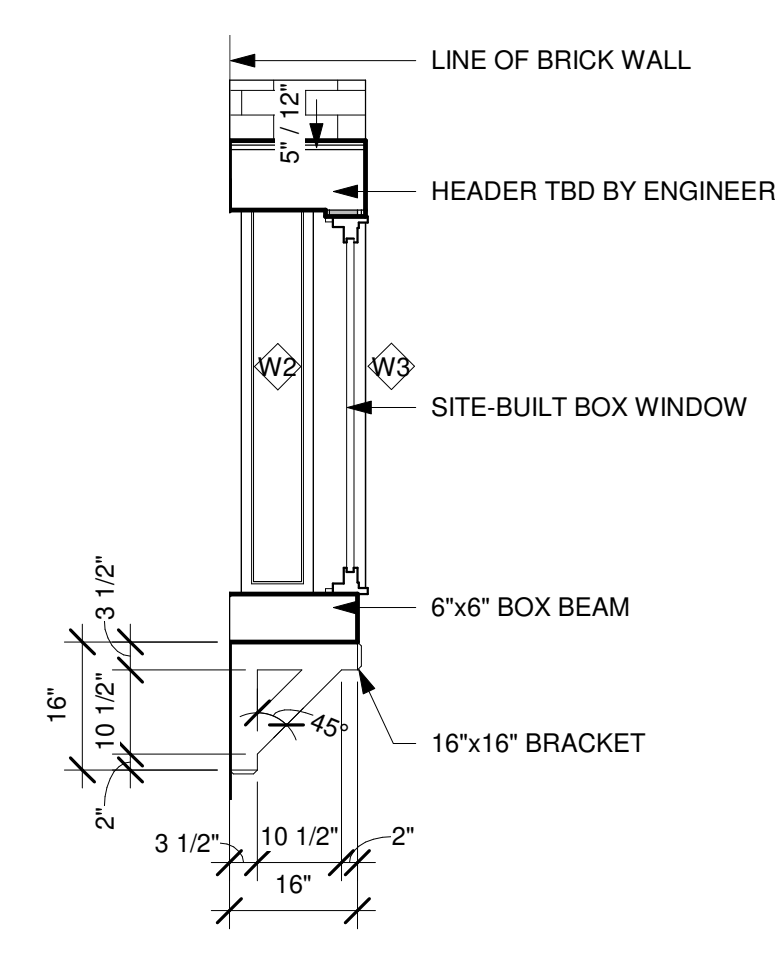
1 RIGHT SIDE ELEVATION - PROPOSED
 1/4" = 1'-0"



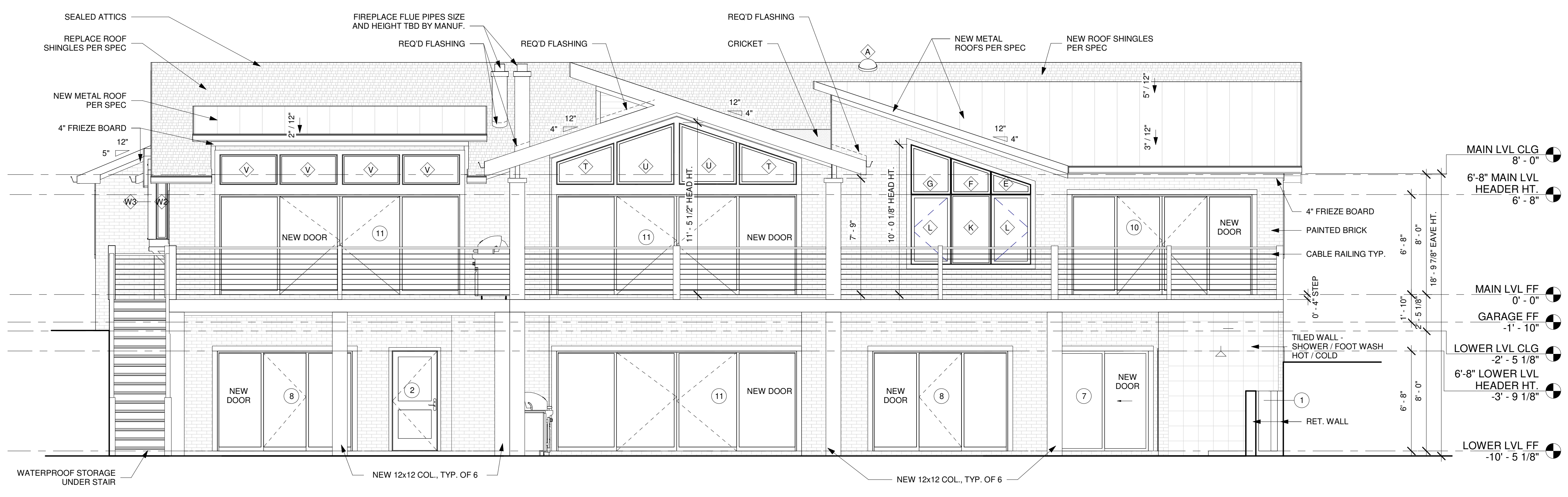
3 GREAT ROOM TRAPEZOID WINDOW DETAIL
 1/2" = 1'-0"



4 HIS OFFICE TRAPEZOID WINDOW DETAIL
 1/2" = 1'-0"



5 BRACKET DETAIL
 1/2" = 1'-0"



2 LAKE SIDE ELEVATION - PROPOSED
 1/4" = 1'-0"

NOTE:
 THESE PLANS NOT VALID FOR PERMITTING PURPOSES UNLESS THEY BEAR THE SIGNATURE AND SEAL OF REGISTERED ARCHITECT PIPPIN, CRIBB AND ASSOCIATES.

ALL EXISTING SITE CONDITIONS TO BE VERIFIED BY THE CONTRACTOR PRIOR TO CONSTRUCTION. NOTES AND DIMENSIONS ON ARCHITECTURAL PLANS SHALL BE VERIFIED WITH STRUCTURAL DRAWINGS, AND EXISTING SITE CONDITIONS. ANY DISCREPANCIES IN NOTES AND/OR DIMENSIONS SHALL BE BROUGHT TO THE ATTENTION OF THE DESIGNER IN A TIMELY MANNER. DESIGNER MAKES NO GUARANTEE OF THE ACTUAL SITE CONDITIONS AND MEASUREMENTS. AS NO DEMOLITION HAS BEEN UNDERTAKEN BY THE DESIGNER OR REPRESENTATIVES OF PIPPIN HOME DESIGNS, TO VERIFY EXISTING CONDITIONS.

ALL FEDERAL, STATE & LOCAL CODES, ORDINANCES, AND REGULATIONS, ETC. SHALL BE CONSIDERED AS PART OF THE SPECIFICATIONS OF THIS BUILDING, AND ARE TO BE ADHERED TO EVEN IF THEY ARE IN VARIANCE WITH THE PLAN. DESIGNER ASSUMES NO RESPONSIBILITY OVER ANY PHASE OF CONSTRUCTION OR COMPLETED BUILDING.

© COPYRIGHT PIPPIN HOME DESIGNS INC. 2023. ALL RIGHTS RESERVED. PLANS NOT TO BE REPRODUCED. PIPPIN HOME DESIGNS INC. ASSUMES NO LIABILITY FOR ANY CHANGES OR MODIFICATIONS MADE TO THESE PLANS BY OTHERS.

MEMBER AIBD
 AMERICAN INSTITUTE OF BUILDING DESIGN

Creating where people live

RENOVATION FOR:
KEVIN AND KRISTIN LESTER
 100 WILSON CIRCLE DRIVE,
 CORNELIUS, NC 28031

REVISIONS:	BY:

PROJECT # _____ Project Number
 DATE: 7/20/2023
 DRAWN BY: MITEK
 DESIGNED BY: JBP

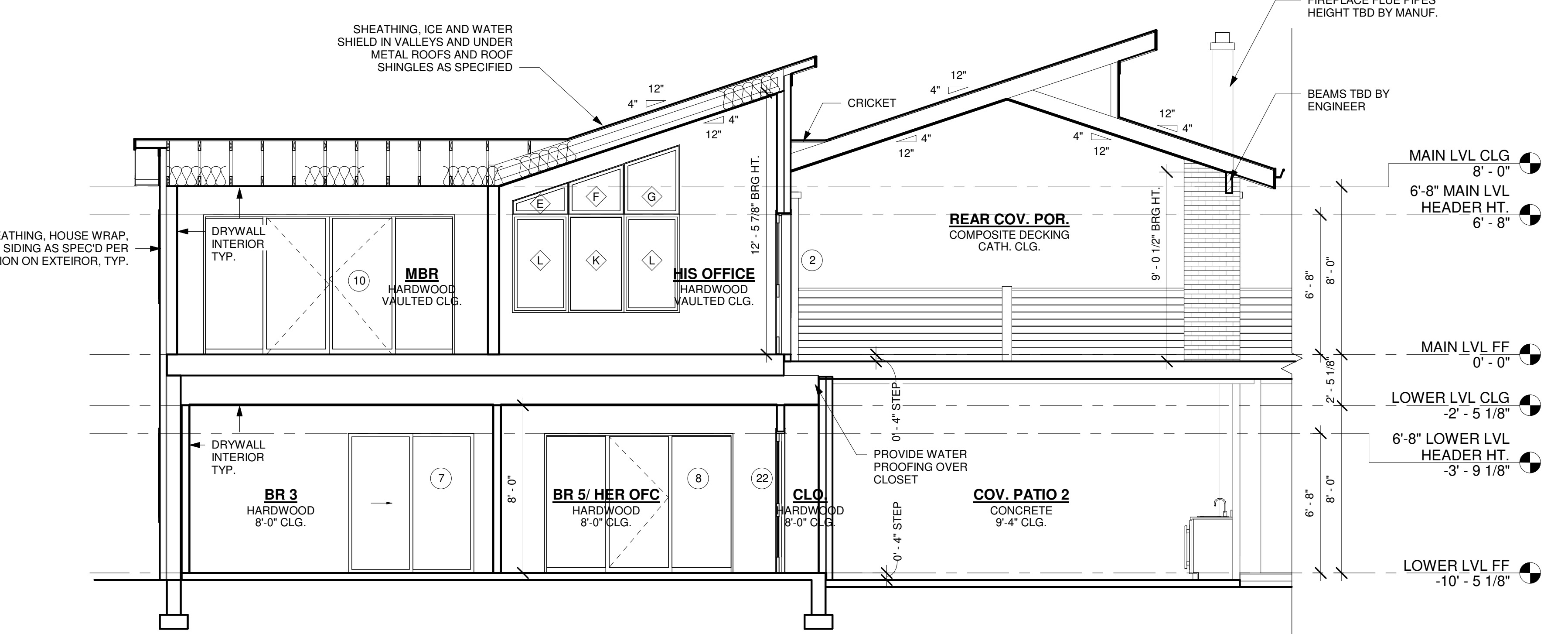
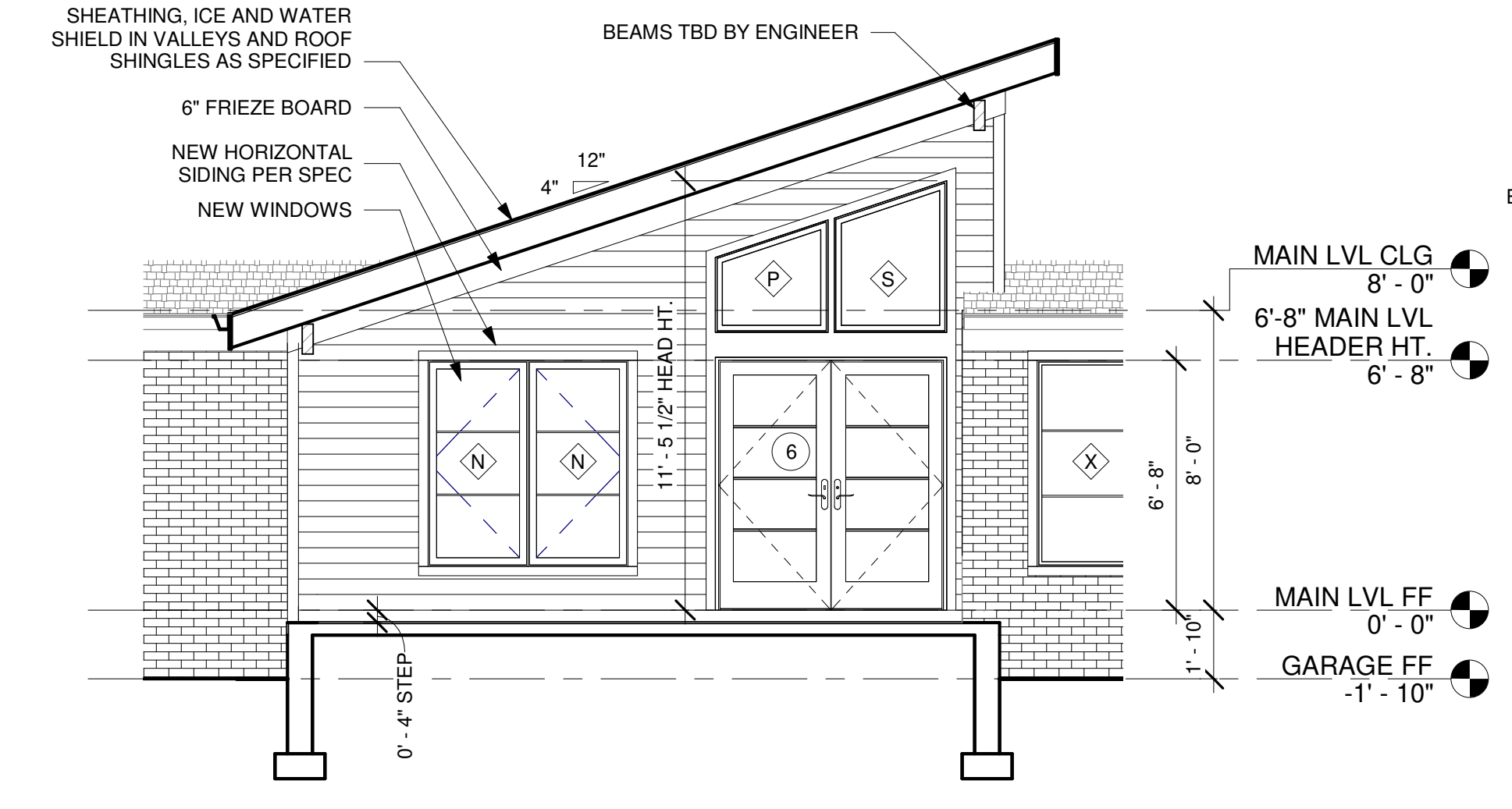
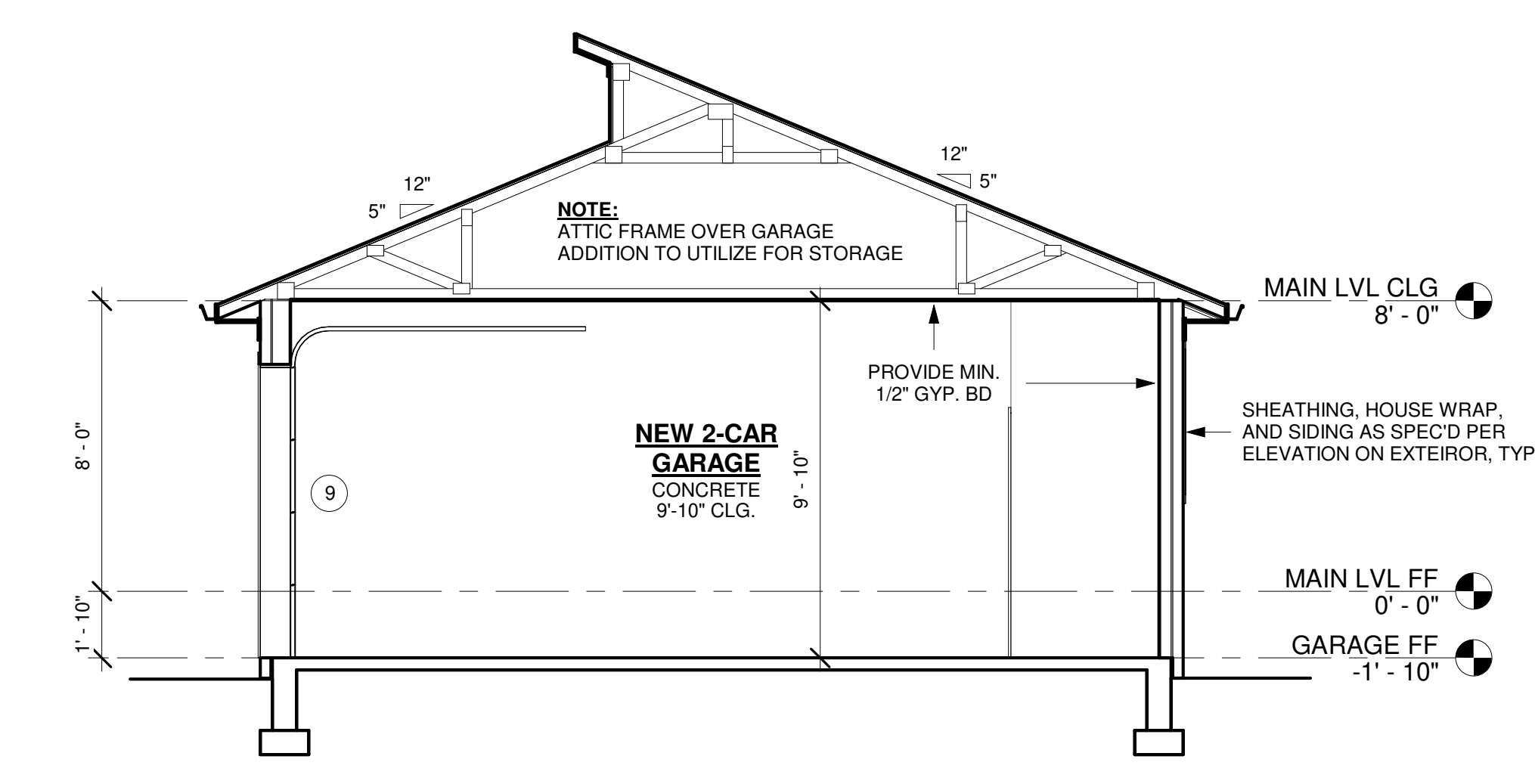
SHEET NO. _____
A-2.2
 EXTERIOR ELEVATIONS
 36"x48" SHEET SIZE

COPYRIGHT NOTICE
 PURSUANT TO THE FEDERAL COPYRIGHT ACT, THESE PLANS ARE DULY REGISTERED WITH THE LIBRARY OF CONGRESS. PROPERLY RESERVING ALL RIGHTS FOR THIS OFFICE AND DESIGNER. THESE PLANS MAY BE USED ONLY ONCE FOR THIS PROJECT ONLY. ANY RE-DRAWING, TRACING, REPRODUCTION, RE-USE OR FORMATION OF DERIVATIVE WORK IS EXPRESSLY PROHIBITED AND ANY VIOLATIONS WILL BE PROSECUTED TO THE FULLEST EXTENT OF THE LAW.

NOTE:
 ALL DRAWINGS ARE DIAGRAMMATIC AND REFLECT DESIGNER'S IMPRESSION OF THE WORK. CONSULT PROJECT SPECIFICATIONS FOR ADDITIONAL INFORMATION. IF AVAILABLE, IT SHALL BE THE CONTRACTOR'S RESPONSIBILITY TO CAREFULLY REVIEW THESE PLANS FOR COMPLIANCE WITH ALL BUILDING CODES, ZONING & OTHER REGULATORY AGENCIES & FOLLOW SPECIFICATIONS OF THE ENGINEER. CONTRACTOR TO VERIFY ALL DIMENSIONS, NOTES AND DETAILS PRIOR TO CONSTRUCTION, WITH THE OWNER.

PIPPIN HOME DESIGNS INC.
 4400 HERRING ROAD, SUITE 100
 Professional Member, AIA
 516-D RIVER HIGHWAY
 PMB 101
 MOORESVILLE, NC 28117
 TEL 704.363.8037
 www.pippinhome.com

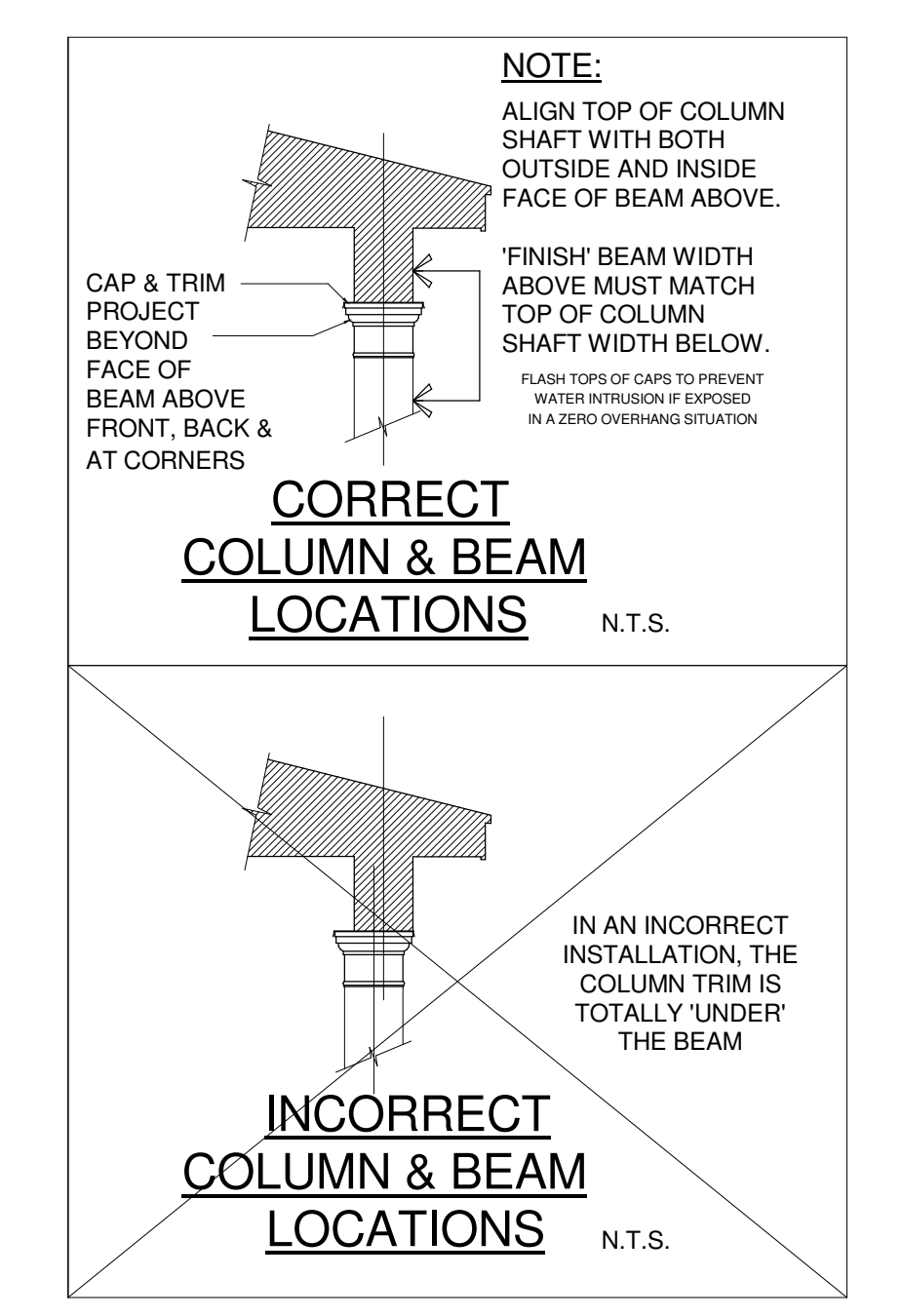
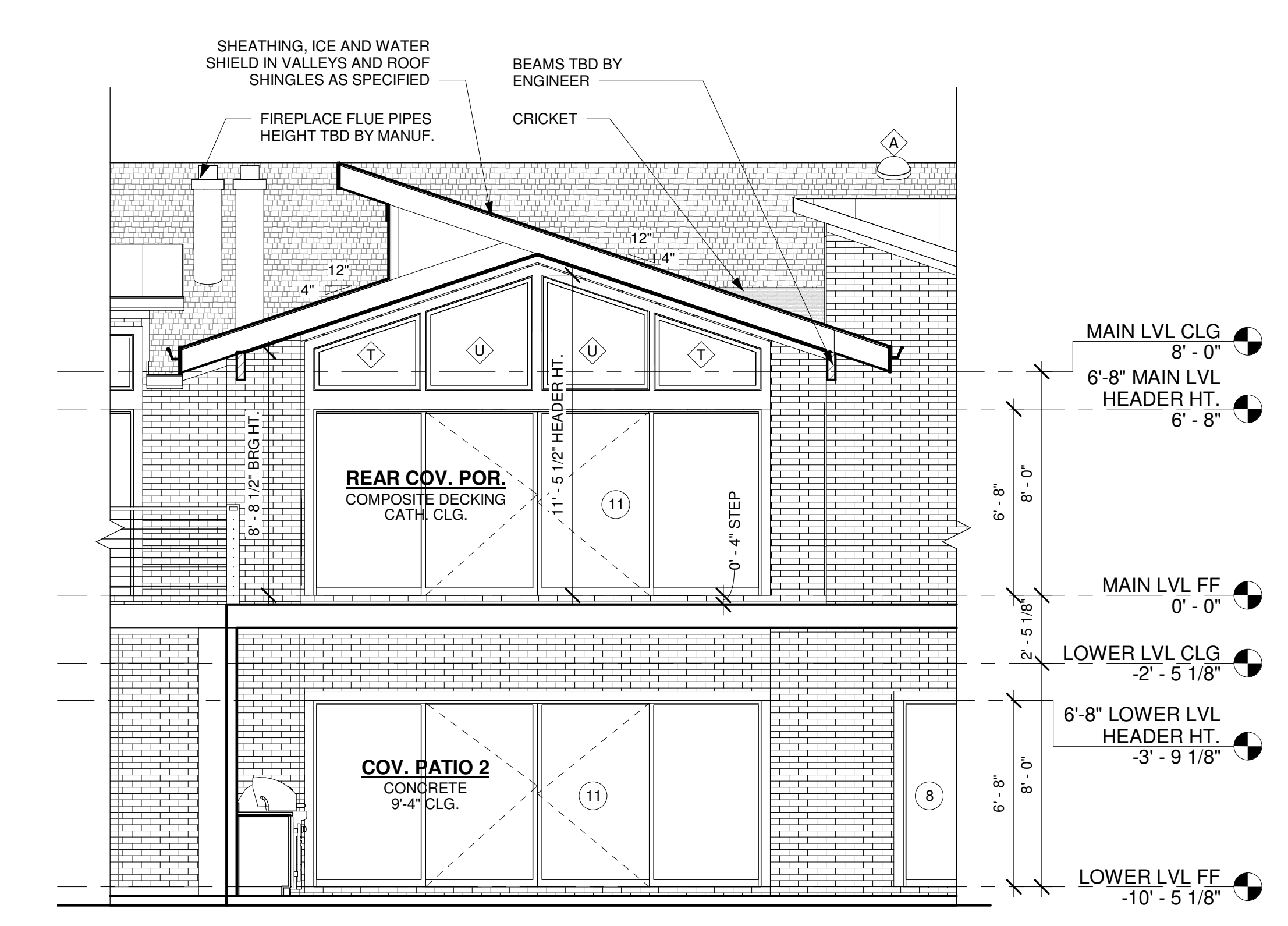
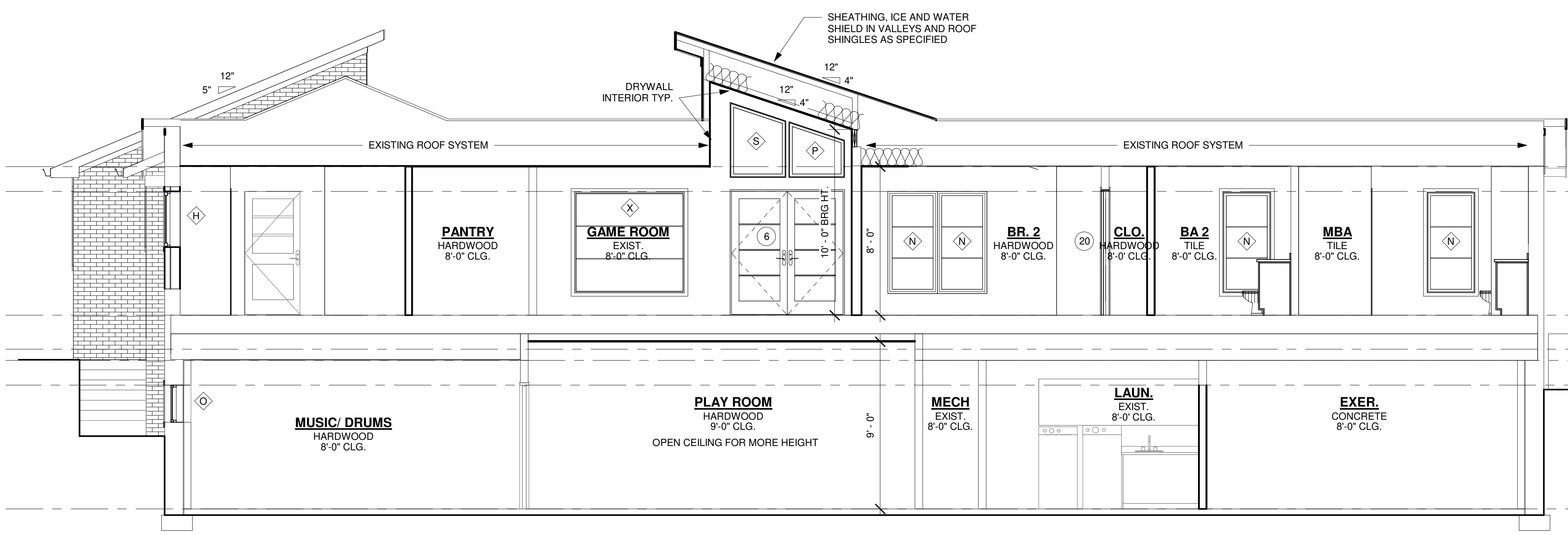
N.C.B.D.C.
 NATIONAL COUNCIL OF BUILDING DESIGNERS
 Jennifer Beaman Pippin
 CERTIFICATION NO. 34-108
 V.18



1 BUILDING SECTION "A"
 1/4" = 1'-0"

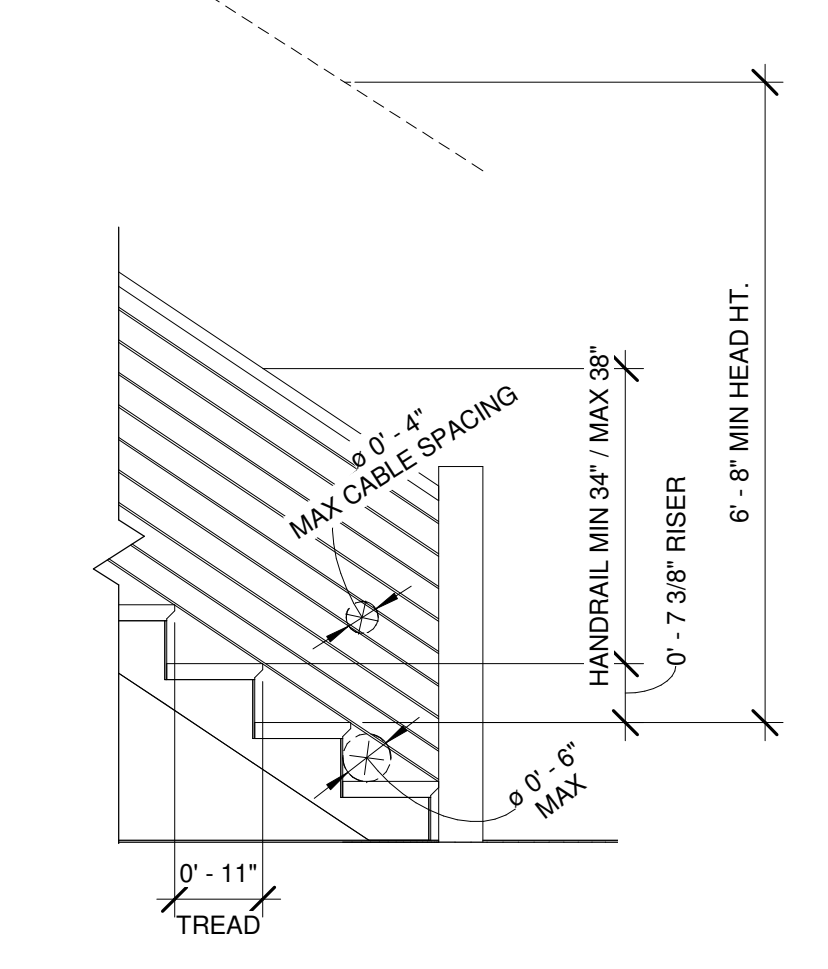
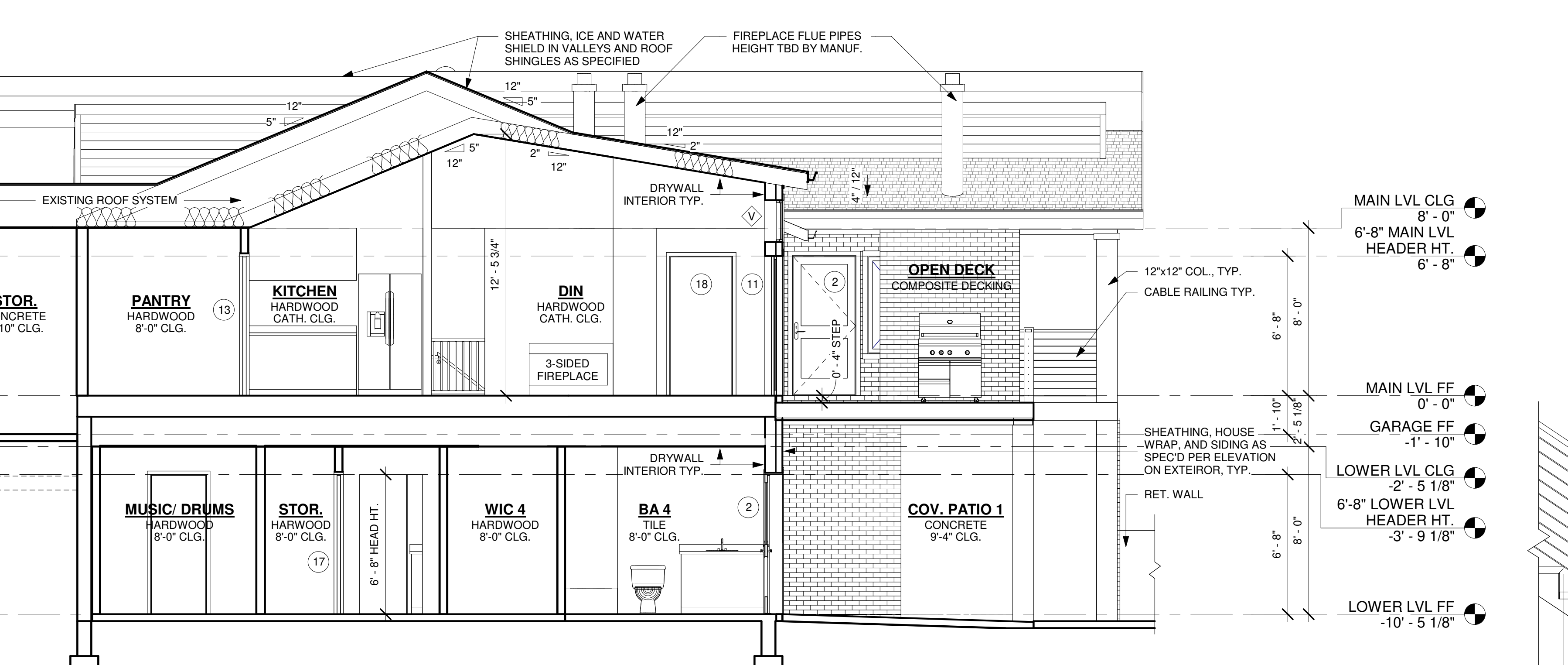
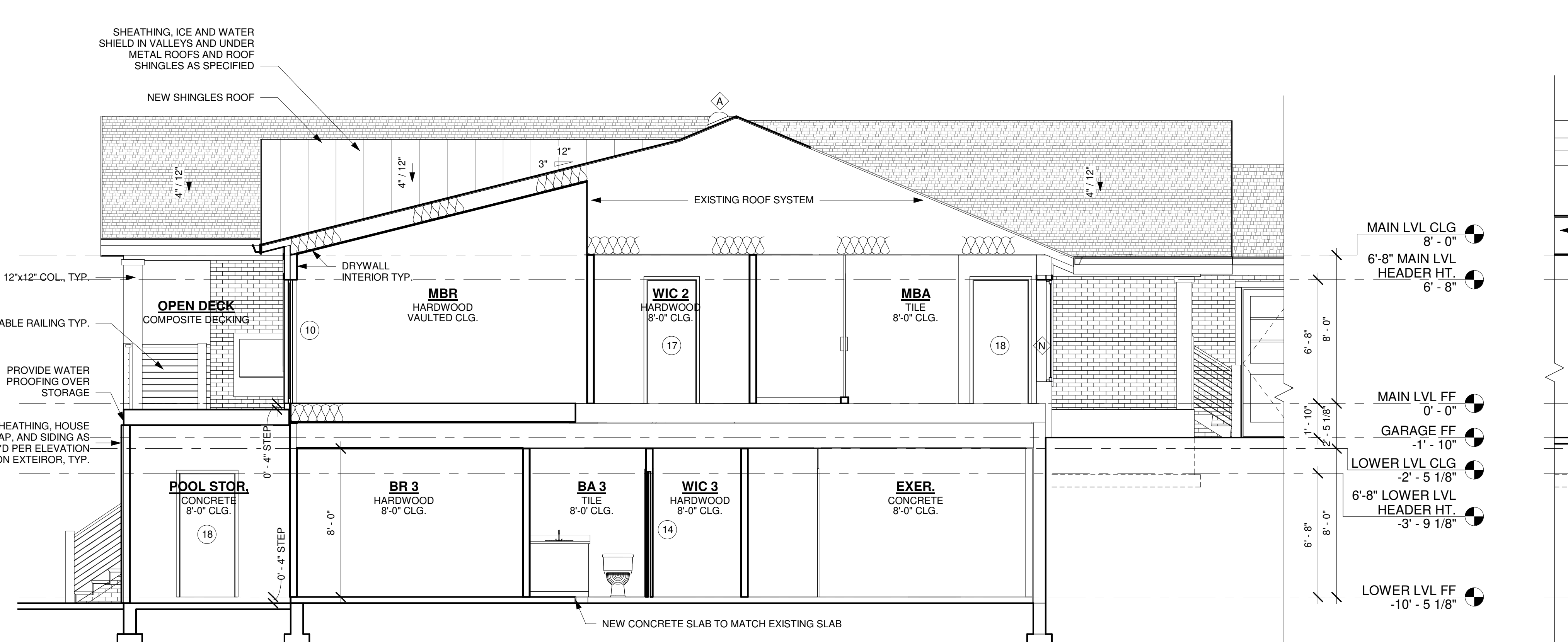
2 BUILDING SECTION "B"
 1/4" = 1'-0"

5 BUILDING SECTION "D"
 1/4" = 1'-0"



4 BUILDING SECTION "C"
 1/4" = 1'-0"

6 BUILDING SECTION "E"
 1/4" = 1'-0"



7 BUILDING SECTION "F"
 1/4" = 1'-0"

8 BUILDING SECTION "G"
 1/4" = 1'-0"

NOTE:
 THESE PLANS NOT VALID FOR PERMITTING PURPOSES UNLESS THEY BEAR THE SIGNATURE AND SEAL OF REGISTERED ARCHITECT KEVIN AND KRISTIN LESTER, AIA, AND ARCHITECTURAL ENGINEER CORNELIUS, NC 28607.

ALL EXISTING SITE CONDITIONS TO BE VERIFIED BY THE CONTRACTOR PRIOR TO CONSTRUCTION. NOTES AND DIMENSIONS ON ARCHITECTURAL PLANS SHALL BE VERIFIED WITH STRUCTURAL DRAWINGS AND EXISTING SITE CONDITIONS. ANY DISCREPANCIES IN NOTES AND/OR DIMENSIONS SHALL BE BROUGHT TO THE ATTENTION OF THE DESIGNER IN A TIMELY MANNER. DESIGNER MAKES NO GUARANTEE OF THE ACTUAL SITE CONDITIONS AND MEASUREMENTS, AS NO DEMOLITION HAS BEEN UNDERTAKEN BY THE DESIGNER OR REPRESENTATIVES OF PIPPIN HOME DESIGNS, TO VERIFY EXISTING CONDITIONS.

ALL FEDERAL, STATE & LOCAL CODES, ORDINANCES, AND REGULATIONS, ETC. SHALL BE CONSIDERED AS PART OF THE SPECIFICATIONS OF THIS BUILDING, AND ARE TO BE ADHERED TO EVEN IF THEY ARE IN VARIANCE WITH THE PLAN. DESIGNER ASSUMES NO RESPONSIBILITY OVER ANY PHASE OF CONSTRUCTION OR COMPLETED BUILDING.

© COPYRIGHT PIPPIN HOME DESIGNS INC. 2023. ALL RIGHTS RESERVED. PLANS NOT TO BE REPRODUCED. PIPPIN HOME DESIGNS INC. ASSUMES NO LIABILITY FOR ANY CHANGES OR MODIFICATIONS MADE TO THESE PLANS BY OTHERS.

MEMBER
A I B D
 AMERICAN INSTITUTE OF BUILDING DESIGN

Creating where people live

A RENOVATION FOR:
KEVIN AND KRISTIN LESTER
 4400 HERRING ROAD DRIVE,
 MOORESVILLE, NC 28607

REVISIONS:

NO.	DESCRIPTION	DATE

PROJECT #

Project Number

DATE

7/20/2023

DRAWN BY

MITEK

DESIGNED BY

JP

SHEET NO.

A-3.1
 BUILDING SECTIONS
 30"x48" SHEET SIZE

COPYRIGHT NOTICE
 PURSUANT TO THE FEDERAL COPYRIGHT ACT, THESE PLANS ARE DULY REGISTERED WITH THE LIBRARY OF CONGRESS - PROPERLY RESERVING ALL RIGHTS FOR THIS OFFICE AND DESIGNER. THESE PLANS MAY BE USED ONLY ONCE FOR THIS PROJECT ONLY. ANY REDRAWING, TRACKING, REPRODUCTION, RE-USE OR FORMATION OF DERIVATIVE WORK IS EXPRESSLY PROHIBITED AND ANY VIOLATIONS WILL BE PROSECUTED TO THE FULLEST EXTENT OF THE LAW.

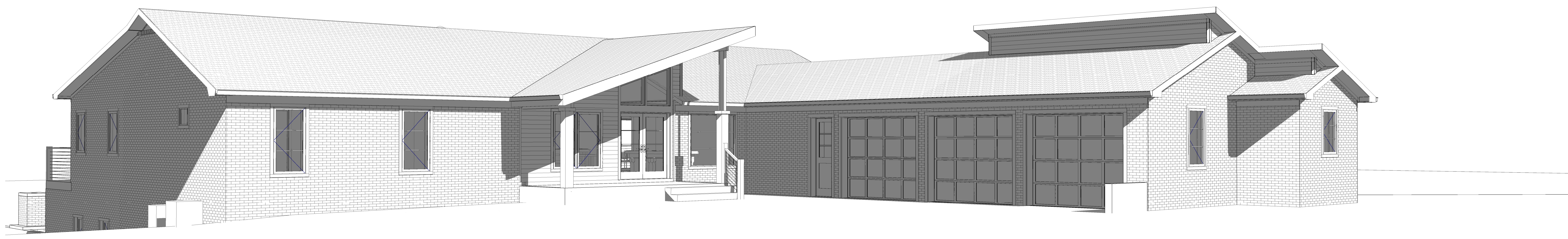
NOTE:
 ALL DRAWINGS ARE DIAGRAMMATIC AND REFLECT DESIGNER'S IMPRESSION OF THE WORK. CONSULT PROJECT SPECIFICATIONS FOR ADDITIONAL INFORMATION, IF AVAILABLE. IT SHALL BE THE CONTRACTOR'S RESPONSIBILITY TO CAREFULLY REVIEW THESE PLANS FOR COMPLIANCE WITH ALL BUILDING CODES, ZONING & OTHER REGULATORY AGENCIES & FOLLOW SPECIFICATIONS OF THE ENGINEER. CONTRACTOR TO VERIFY ALL DIMENSIONS, NOTES AND DETAILS PRIOR TO CONSTRUCTION, WITH THE OWNER.



PIPPIN HOME DESIGNS INC.
 PROFESSIONAL MEMBER, AIA
 516-D RIVER HIGHWAY
 PHASE 118
 MOORESVILLE, NC 28117
 TEL: 704.363.8037
 www.pippinhome.com



N.C.B.D.C.
 NATIONAL COUNCIL OF BUILDING DESIGNERS
 JENNIFER BEAMAN PIPPIN
 CERTIFICATION NO. 34-109



③ STREETSIDE VIEW A



② LAKESIDE VIEW A

NOTE:
 THESE PLANS NOT VALID FOR PERMITTING PURPOSES UNLESS THEY BEAR THE SIGNATURE AND SEAL OF REGISTERED ARCHITECT JENNIFER BEAMAN PIPPIN, CPID AND AIA.

ALL EXISTING SITE CONDITIONS TO BE VERIFIED BY THE CONTRACTOR PRIOR TO CONSTRUCTION. NOTES AND DIMENSIONS ON ARCHITECTURAL PLANS SHALL BE VERIFIED WITH STRUCTURAL DRAWINGS, AND EXISTING SITE CONDITIONS. ANY DISCREPANCIES IN NOTES AND / OR DIMENSIONS SHALL BE BROUGHT TO THE ATTENTION OF THE DESIGNER IN A TIMELY MANNER. DESIGNER MAKES NO GUARANTEE OF THE ACTUAL SITE CONDITIONS AND MEASUREMENTS, AS NO DEMOLITION HAS BEEN UNDERTAKEN BY THE DESIGNER OR REPRESENTATIVES OF PIPPIN HOME DESIGNS, TO VERIFY EXISTING CONDITIONS.

ALL FEDERAL, STATE & LOCAL CODES, ORDINANCES, AND REGULATIONS, ETC. SHALL BE CONSIDERED AS PART OF THE SPECIFICATIONS OF THIS BUILDING, AND ARE TO BE ADHERED TO EVEN IF THEY ARE IN VARIANCE WITH THE PLAN.

DESIGNER ASSUMES NO RESPONSIBILITY OVER ANY PHASE OF CONSTRUCTION OR COMPLETED BUILDING.

© COPYRIGHT PIPPIN HOME DESIGNS INC. 2023. ALL RIGHTS RESERVED.
 PLANS NOT TO BE REPRODUCED.
 PIPPIN HOME DESIGNS INC. ASSUMES NO LIABILITY FOR ANY CHANGES OR MODIFICATIONS MADE TO THESE PLANS BY OTHERS.

Creating where people live

RENOVATION FOR:
KEVIN AND KRISTIN LESTER
 100 WILSON CIRCLE DRIVE,
 CORNELIUS, NC 28031

REVISIONS:	BY:

PROJECT # _____ Project Number
 DATE: 7/20/2023
 DRAWN BY: MITEK
 DESIGNED BY: JBP

MEMBER
A I B D
 AMERICAN INSTITUTE OF BUILDING DESIGN

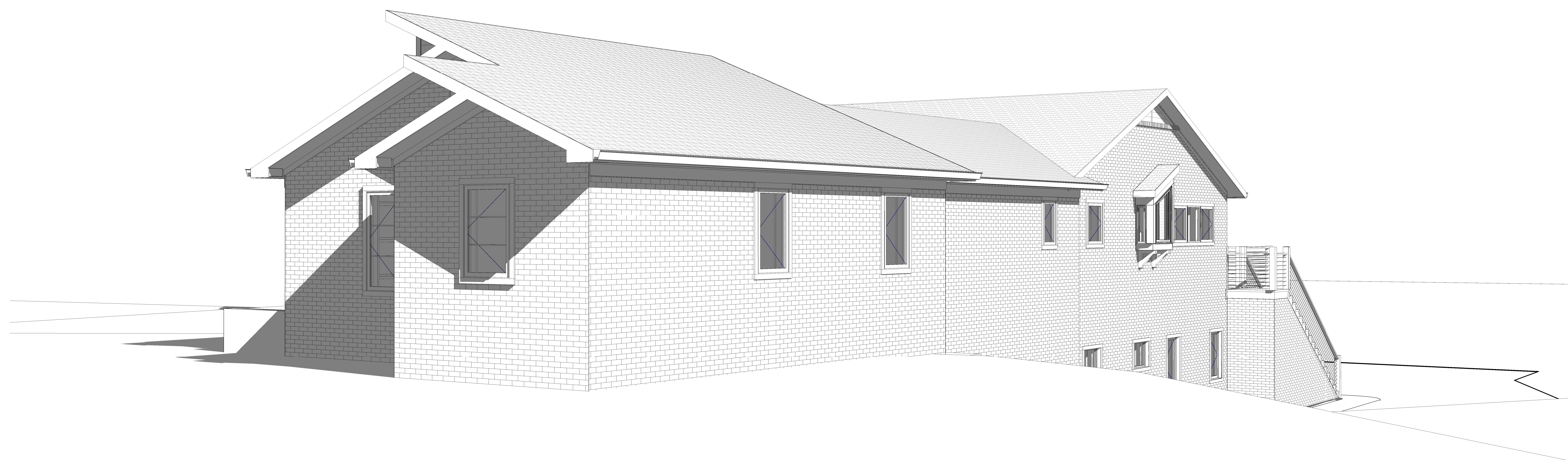
SHEET NO. **A-9.1**
 3D VIEWS
 30"x48" SHEET SIZE

COPYRIGHT NOTICE
 PURSUANT TO THE FEDERAL COPYRIGHT ACT, THESE PLANS ARE DULY REGISTERED WITH THE LIBRARY OF CONGRESS - PROPERLY RESERVING ALL RIGHTS FOR THIS OFFICE AND DESIGNER. THESE PLANS MAY BE USED ONLY ONCE FOR THIS PROJECT ONLY. ANY RE-DRAWING, TRACKING, REPRODUCTION, RE-USE OR FORMATION OF DERIVATIVE WORK IS EXPRESSLY PROHIBITED AND ANY VIOLATIONS WILL BE PROSECUTED TO THE FULLEST EXTENT OF THE LAW.

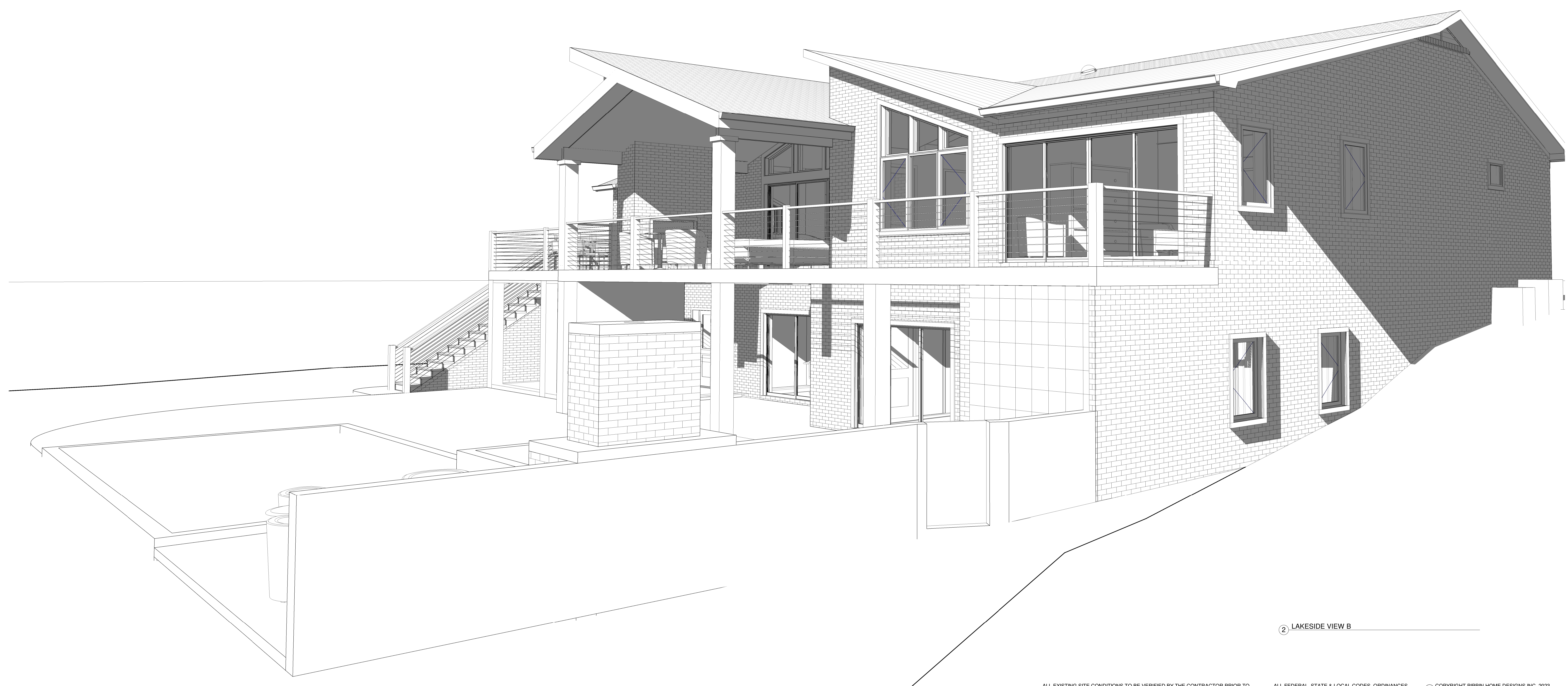
NOTE:
 ALL DRAWINGS ARE DIAGRAMMATIC AND REFLECT DESIGNER'S IMPRESSION OF THE WORK. CONSULT PROJECT SPECIFICATIONS FOR ADDITIONAL INFORMATION. IF AVAILABLE, IT SHALL BE THE CONTRACTOR'S RESPONSIBILITY TO CAREFULLY REVIEW THESE PLANS FOR COMPLIANCE WITH ALL BUILDING CODES, ZONING & OTHER REGULATORY AGENCIES & FOLLOW SPECIFICATIONS OF THE ENGINEER. CONTRACTOR TO VERIFY ALL DIMENSIONS, NOTES AND DETAILS PRIOR TO CONSTRUCTION, WITH THE OWNER.

PIPPIN HOME DESIGNS INC.
 4400 HERRING ROAD, SUITE 100
 PROFESSIONAL MEMBER, AIA
 516-D RIVER HIGHWAY
 PHASE 1B
 MOORESVILLE, NC 28117
 TEL: 704-363-8037
 www.pippinhome.com

N.C.B.D.C.
 NATIONAL COUNCIL OF BUILDING DESIGNERS
 JENNIFER BEAMAN PIPPIN
 CERTIFICATION NO. 34-109
 V.18



1 STREETSIDE VIEW B



2 LAKESIDE VIEW B

NOTE:
 THESE PLANS NOT VALID FOR PERMITTING PURPOSES UNLESS THEY BEAR THE SIGNATURE AND SEAL OF REGISTERED ARCHITECTS PIPPIN, CRIBB AND ABB.

ALL EXISTING SITE CONDITIONS TO BE VERIFIED BY THE CONTRACTOR PRIOR TO CONSTRUCTION. NOTES AND DIMENSIONS ON ARCHITECTURAL PLANS SHALL BE VERIFIED WITH STRUCTURAL DRAWINGS, AND EXISTING SITE CONDITIONS. ANY DISCREPANCIES IN NOTES AND / OR DIMENSIONS SHALL BE BROUGHT TO THE ATTENTION OF THE DESIGNER IN A TIMELY MANNER. DESIGNER MAKES NO GUARANTEE OF THE ACTUAL SITE CONDITIONS AND MEASUREMENTS, AS NO DEMOLITION HAS BEEN UNDERTAKEN BY THE DESIGNER OR REPRESENTATIVES OF PIPPIN HOME DESIGNS, TO VERIFY EXISTING CONDITIONS.

ALL FEDERAL, STATE & LOCAL CODES, ORDINANCES, AND REGULATIONS, ETC. SHALL BE CONSIDERED AS PART OF THE SPECIFICATIONS OF THIS BUILDING, AND ARE TO BE ADHERED TO EVEN IF THEY ARE IN VARIANCE WITH THE PLAN.
 DESIGNER ASSUMES NO RESPONSIBILITY OVER ANY PHASE OF CONSTRUCTION OR COMPLETED BUILDING.

© COPYRIGHT PIPPIN HOME DESIGNS INC. 2023. ALL RIGHTS RESERVED.
 PLANS NOT TO BE REPRODUCED.
 PIPPIN HOME DESIGNS INC. ASSUMES NO LIABILITY FOR ANY CHANGES OR MODIFICATIONS MADE TO THESE PLANS BY OTHERS.

MEMBER
A I B D
 AMERICAN INSTITUTE OF BUILDING DESIGN

Creating where people live

A RENOVATION FOR:
KEVIN AND KRISTIN LESTER
 100 WILSON CIRCLE DRIVE,
 CORNELIUS, NC 28031


REVISIONS:	BY:

PROJECT # _____ Project Number
 DATE: 7/20/2023
 DRAWN BY: MITEK
 DESIGNED BY: JBP

SHEET NO.
A-9.2
 3D VIEWS
 30"x48" SHEET SIZE

COPYRIGHT NOTICE
 PURSUANT TO THE FEDERAL COPYRIGHT ACT, THESE PLANS ARE DULY REGISTERED WITH THE LIBRARY OF CONGRESS - PROPERLY RESERVING ALL RIGHTS FOR THIS OFFICE AND DESIGNER. THESE PLANS MAY BE USED ONLY ONCE FOR THIS PROJECT ONLY. ANY REDRAWING, TRACKING, REPRODUCTION, RE-USE OR FORMATION OF DERIVATIVE WORK IS EXPRESSLY PROHIBITED AND ANY VIOLATIONS WILL BE PROSECUTED TO THE FULLEST EXTENT OF THE LAW.

NOTE:
 ALL DRAWINGS ARE DIAGRAMMATIC AND REFLECT DESIGNER'S IMPRESSION OF THE WORK. CONSULT PROJECT SPECIFICATIONS FOR ADDITIONAL INFORMATION. IF AVAILABLE, IT SHALL BE THE CONTRACTOR'S RESPONSIBILITY TO CAREFULLY REVIEW THESE PLANS FOR COMPLIANCE WITH ALL BUILDING CODES, ZONING & OTHER REGULATORY AGENCIES & FOLLOW SPECIFICATIONS OF THE ENGINEER. CONTRACTOR TO VERIFY ALL DIMENSIONS, NOTES AND DETAILS PRIOR TO CONSTRUCTION, WITH THE OWNER.



1 LOWER LEVEL ELECTRICAL PLAN
 1/4" = 1'-0"

ELECTRICAL LEGEND	
SYMBOL	NOTE
§	SWITCH
Ⓛ	110V OUTLET
Ⓛ	110V OUTLET, SWITCHED
Ⓛ	110V OUTLET, CEILING MOUNTED
Ⓛ	200V OUTLET
Ⓛ	FLOOR OUTLET
Ⓛ	CEILING MOUNTED LIGHT
Ⓛ	WALL MOUNTED LIGHT
Ⓛ	WALL MOUNTED DOORCE
Ⓛ	RECESSED CAN LIGHT
Ⓛ	LIGHT/FAN COMBO UNIT
Ⓛ	BATH FAN
Ⓛ	PUSH BUTTON
Ⓛ	FLOURESCENT UNDER CABINET LIGHT
Ⓛ	FLOURESCENT LIGHT
Ⓛ	TRACK LIGHTING
Ⓛ	CHIMES
Ⓛ	DISPOSAL
Ⓛ	DISCONNECT SWITCH
Ⓛ	SMOKE DETECTOR
Ⓛ	COMBO SMOKE CARBON MONOXIDE DETECTOR
Ⓛ	TV OUTLET
Ⓛ	PHONE JACK
Ⓛ	ELECTRICAL PANEL
Ⓛ	ELECTRICAL METER
Ⓛ	FLOOD LIGHTS
Ⓛ	FAN
Ⓛ	CEILING FAN & LIGHT COMBO

ELECTRICAL PLAN IS INTENDED FOR BID PURPOSES ONLY. ALL WORK SHALL BE DONE IN STRICT ACCORDANCE WITH THE NATIONAL ELECTRIC CODE, LATEST EDITION & A LICENSED ELECTRICAL CONTRACTOR WHO SHALL BE RESPONSIBLE FOR THE INSTALLATION & WORK OF ALL ELECTRICAL WIRING & ACCESSORIES.

ELECTRICAL NOTES

- UNLESS OTHERWISE SPECIFICALLY STATED HEREIN, THE ELECTRICAL PLAN(S) ARE ONLY FOR GENERAL DESIGN INTENT AND HAVE BEEN COMPILED TO MEET PERMIT REQUIREMENTS OF THE AUTHORITIES HAVING JURISDICTION. ACTUAL QUANTITY, TYPE, AND PLACEMENT OF OUTLETS, SWITCHES, FIXTURES, AND ALL OTHER RELATED ELECTRICAL EQUIPMENT SHALL BE DETERMINED BY THE CONTRACTOR AND OWNER. INSTALLATION SHALL BE IN ACCORDANCE WITH ALL APPLICABLE CODES.
- CONTRACTOR SHALL VERIFY WITH POWER COMPANY THE LOCATION OF SERVICE AND SHALL LOCATE METER AND PANEL AS REQUIRED.
- ALL WIRES SHALL BE THW COPPER, UNLESS NOTED OTHERWISE.
- WHERE REQUIRED BY OTHER CODES, SERVICE AND FEEDER CONDUCTORS SHALL BE COPPER OF EQUAL AMPACITY.
- ALL BRANCH CIRCUITS IN RACEWAY OR NON-METALLIC SHEATHED CABLE.
- COORDINATE RACEWAY INSTALLATIONS WITH OTHER TRADES PRIOR TO CONSTRUCTION.
- VERIFY ALL CONDUCTORS AND BREAKERS WITH EQUIPMENT MANUFACTURERS SPECIFICATIONS.
- PROVIDE DISCONNECT SWITCH SIZE AS REQUIRED BY LOAD AND UNITS.
- PROVIDE NON-FUSIBLE GENERAL DUTY SAFETY SWITCHES AT A/C EQUIPMENT, AND AT PUMPS NOT VISIBLE FROM CIRCUIT BREAKER PANEL AND AS PER MANUFACTURER'S RECOMMENDATIONS.
- PROVIDE GROUND FAULT INTERRUPT (GFI) BREAKERS FOR ALL BATHROOM, GARAGE AND EXTERIOR OUTLETS AS SHOWN.
- ELECTRICAL FIXTURES, TRIM AND APPLIANCES SHALL BE 'UL' APPROVED AND SELECTED BY OWNER.
- PROVIDE PRE-WIRED TELEPHONE AND TELEVISION (CABLE TV) OUTLETS.
- WIRE KITCHEN AND FAMILY ROOM SEPARATELY.
- ELECTRICAL SERVICE SIZE SHALL BE DESIGNED BY THE ELECTRICAL CONTRACTOR. THIS PLAN SHALL BE USED AS A GUIDE. POWER REQUIREMENTS SHALL BE DETERMINED BY TOTAL LOAD OF THE HOUSE.
- PROVIDE AFCIs (ARC FAULT INTERRUPTERS) IN ALL DWELLING UNIT BEDROOMS PER NEC.
- VERIFY ELECTRICAL PLANS WITH OWNERS.
- PROVIDE WIRING & POWER FOR HOME SECURITY SYSTEM.
- PROVIDE WIRING FOR SURROUND SOUND T.B.D.
- PROVIDE POWER & DISCONNECTS TO ALL HVAC EQUIPMENT. VERIFY LOCATION WITH OWNERS.
- PREWIRE FOR ADDING SOLAR PANELS ON YARD MOUNTED RACK.
- 50 AMP CIRCUIT IN GARAGE FOR AN ELECTRIC CAR.
- WHOLE HOUSE CIRCUIT BREAKER.
- PROVIDE SMART BLINDS AND POWER FOR THEM.

NOTE: THESE PLANS NOT VALID FOR PERMITTING PURPOSES UNLESS THEY BEAR THE SIGNATURE AND SEAL OF REGISTERED PROFESSIONAL ENGINEER AND ARCHITECT.

ALL EXISTING SITE CONDITIONS TO BE VERIFIED BY THE CONTRACTOR PRIOR TO CONSTRUCTION. NOTES AND DIMENSIONS ON ARCHITECTURAL PLANS SHALL BE VERIFIED WITH STRUCTURAL DRAWINGS AND EXISTING SITE CONDITIONS. ANY DISCREPANCIES IN NOTES AND / OR DIMENSIONS SHALL BE BROUGHT TO THE ATTENTION OF THE DESIGNER IN A TIMELY MANNER. DESIGNER MAKES NO GUARANTEE OF THE ACTUAL SITE CONDITIONS AND MEASUREMENTS. AS NO DEMOLITION HAS BEEN UNDERTAKEN BY THE DESIGNER OR REPRESENTATIVES OF PIPPIN HOME DESIGNS, TO VERIFY EXISTING CONDITIONS.

ALL FEDERAL, STATE & LOCAL CODES, ORDINANCES, AND REGULATIONS, ETC. SHALL BE CONSIDERED AS PART OF THE SPECIFICATIONS OF THIS BUILDING, AND ARE TO BE ADHERED TO EVEN IF THEY ARE IN VARIANCE WITH THE PLAN.

DESIGNER ASSUMES NO RESPONSIBILITY OVER ANY PHASE OF CONSTRUCTION OR COMPLETED BUILDING.

© COPYRIGHT PIPPIN HOME DESIGNS INC. 2023 ALL RIGHTS RESERVED. PLANS NOT TO BE REPRODUCED. PIPPIN HOME DESIGNS INC. ASSUMES NO LIABILITY FOR ANY CHANGES OR MODIFICATIONS MADE TO THESE PLANS BY OTHERS.

Creating where people live

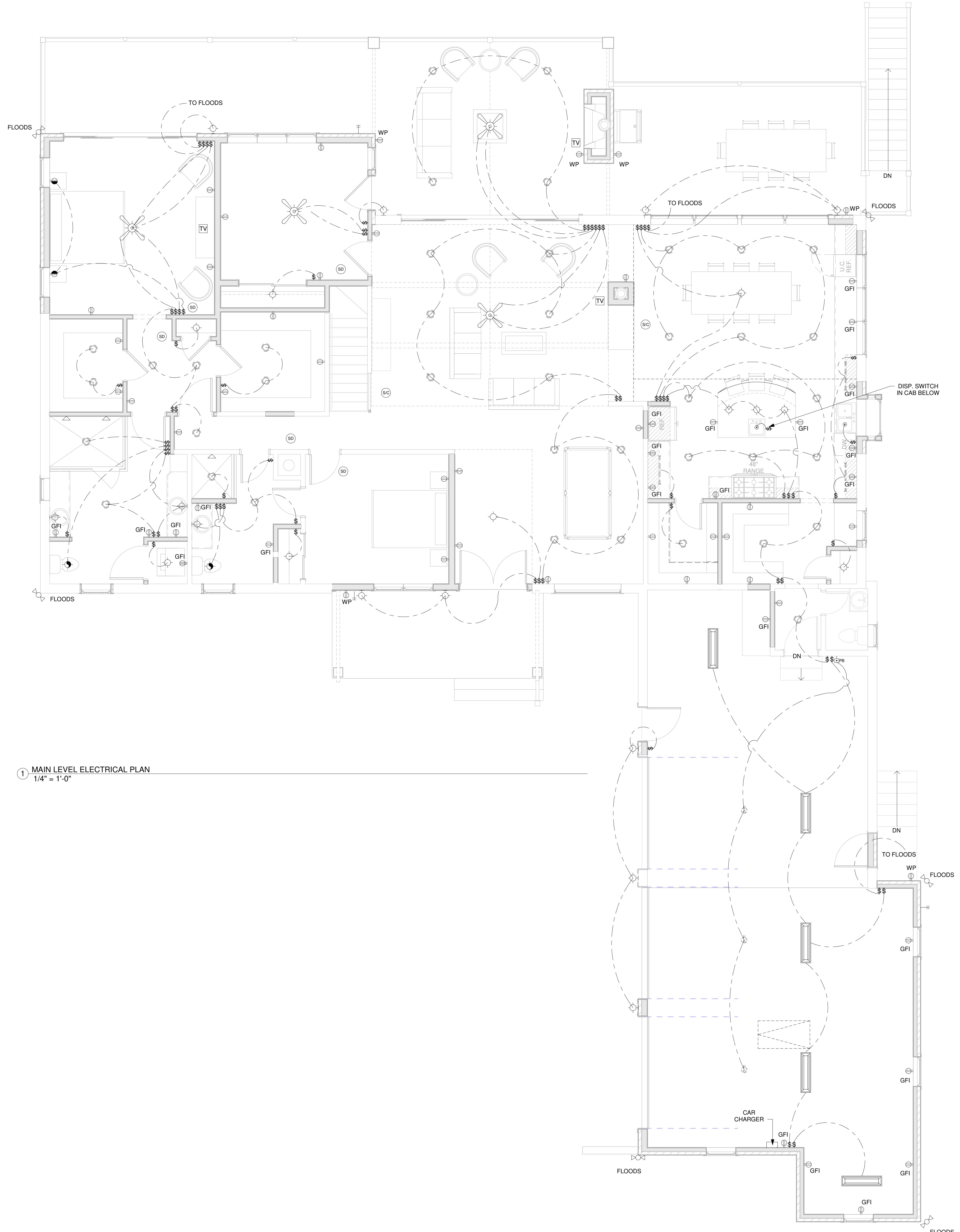

RENOVATION FOR:
KEVIN AND KRISTIN LESTER
 100 W. HUNTER CREEK DRIVE,
 CORNELIUS, NC 28031

REVISIONS:	BY:
PROJECT #	Project Number
DATE	7/20/2023
DRAWN BY:	MITEK
DESIGNED BY:	JSP
SHEET NO.	E-1.1
	LOWER LEVEL ELECTRICAL PLAN
	30"X42" SHEET SIZE



COPYRIGHT NOTICE
 PURSUANT TO THE FEDERAL COPYRIGHT ACT, THESE PLANS ARE DULY REGISTERED WITH THE LIBRARY OF CONGRESS - PROPERLY RESERVING ALL RIGHTS FOR THIS OFFICE AND DESIGNER. THESE PLANS MAY BE USED ONLY ONCE FOR THIS PROJECT ONLY. ANY REDRAWING, TRACKING, REPRODUCTION, RE-USE OR FORMATION OF DERIVATIVE WORK IS EXPRESSLY PROHIBITED AND ANY VIOLATIONS WILL BE PROSECUTED TO THE FULLEST EXTENT OF THE LAW.

NOTE:
 ALL DRAWINGS ARE DIAGRAMMATIC AND REFLECT DESIGNER'S IMPRESSION OF THE WORK. CONSULT PROJECT SPECIFICATIONS FOR ADDITIONAL INFORMATION. IF AVAILABLE, IT SHALL BE THE CONTRACTOR'S RESPONSIBILITY TO CAREFULLY REVIEW THESE PLANS FOR COMPLIANCE WITH ALL BUILDING CODES, ZONING & OTHER REGULATORY AGENCIES & FOLLOW SPECIFICATIONS OF THE ENGINEER. CONTRACTOR TO VERIFY ALL DIMENSIONS, NOTES AND DETAILS PRIOR TO CONSTRUCTION, WITH THE OWNER.



1 MAIN LEVEL ELECTRICAL PLAN
 1/4" = 1'-0"

SYMBOL	NOTE
S	SWITCH
O	110V OUTLET
O	110V OUTLET, SWITCHED
O	200V OUTLET
O	110V OUTLET, CEILING MOUNTED
O	FLOOR OUTLET
O	CEILING MOUNTED LIGHT
O	WALL MOUNTED LIGHT
O	WALL MOUNTED DOORCE
O	RECESSED CAN LIGHT
O	LIGHT/FAN COMBO UNIT
O	BATH FAN
O	PUSH BUTTON
O	FLOURESCENT UNDER CABINET LIGHT
O	FLOURESCENT LIGHT
O	TRACK LIGHTING
O	CHIMES
O	DISPOSAL
O	DISCONNECT SWITCH
O	SMOKE DETECTOR
O	COMBO SMOKE CARBON MONOXIDE DETECTOR
O	TV OUTLET
O	PHONE JACK
O	ELECTRICAL PANEL
O	ELECTRICAL METER
O	FLOOD LIGHTS
O	FAN
O	CEILING FAN & LIGHT COMBO

ELECTRICAL PLAN IS INTENDED FOR BID PURPOSES ONLY. ALL WORK SHALL BE DONE IN STRICT ACCORDANCE WITH THE NATIONAL ELECTRIC CODE, LATEST EDITION & A LICENSED ELECTRICAL CONTRACTOR WHO SHALL BE RESPONSIBLE FOR THE INSTALLATION & WORK OF ALL ELECTRICAL WIRING & ACCESSORIES.

ELECTRICAL NOTES

- UNLESS OTHERWISE SPECIFICALLY STATED HEREIN, THE ELECTRICAL PLAN(S) ARE ONLY FOR GENERAL DESIGN INTENT AND HAVE BEEN COMPILED TO MEET PERMIT REQUIREMENTS OF THE AUTHORITIES HAVING JURISDICTION. ACTUAL QUANTITY, TYPE, AND PLACEMENT OF OUTLETS, SWITCHES, FIXTURES, AND ALL OTHER RELATED ELECTRICAL EQUIPMENT SHALL BE DETERMINED BY THE CONTRACTOR AND OWNER. INSTALLATION SHALL BE IN ACCORDANCE WITH ALL APPLICABLE CODES.
- CONTRACTOR SHALL VERIFY WITH POWER COMPANY THE LOCATION OF SERVICE AND SHALL LOCATE METER AND PANEL AS REQUIRED.
- ALL WIRES SHALL BE THW COPPER, UNLESS NOTED OTHERWISE.
- WHERE REQUIRED BY OTHER CODES, SERVICE AND FEEDER CONDUCTORS SHALL BE COPPER OF EQUAL AMPACITY.
- ALL BRANCH CIRCUITS IN RACEWAY OR NON-METALLIC SHEATHED CABLE.
- COORDINATE RACEWAY INSTALLATIONS WITH OTHER TRADES PRIOR TO CONSTRUCTION.
- VERIFY ALL CONDUCTORS AND BREAKERS WITH EQUIPMENT MANUFACTURERS SPECIFICATIONS.
- PROVIDE DISCONNECT SWITCH SIZE AS REQUIRED BY LOAD AND UNITS.
- PROVIDE NON-FUSIBLE GENERAL DUTY SAFETY SWITCHES AT A/C EQUIPMENT, AND AT PUMPS NOT VISIBLE FROM CIRCUIT BREAKER PANEL AND AS PER MANUFACTURER'S RECOMMENDATIONS.
- PROVIDE GROUND FAULT INTERRUPT (GFI) BREAKERS FOR ALL BATHROOM, GARAGE AND EXTERIOR OUTLETS AS SHOWN.
- ELECTRICAL FIXTURES, TRIM AND APPLIANCES SHALL BE 'UL' APPROVED AND SELECTED BY OWNER.
- PROVIDE PRE-WIRED TELEPHONE AND TELEVISION (CABLE TV) OUTLETS.
- WIRE KITCHEN AND FAMILY ROOM SEPARATELY.
- ELECTRICAL SERVICE SIZE SHALL BE DESIGNED BY THE ELECTRICAL CONTRACTOR. THIS PLAN SHALL BE USED AS A GUIDE. POWER REQUIREMENTS SHALL BE DETERMINED BY TOTAL LOAD OF THE HOUSE.
- PROVIDE AFCIs (ARC FAULT INTERRUPTERS) IN ALL DWELLING UNIT BEDROOMS PER NEC.
- VERIFY ELECTRICAL PLANS WITH OWNERS.
- PROVIDE WIRING & POWER FOR HOME SECURITY SYSTEM.
- PROVIDE WIRING FOR SURROUND SOUND T.B.D.
- PROVIDE POWER & DISCONNECTS TO ALL HVAC EQUIPMENT. VERIFY LOCATION WITH OWNERS.
- PREWIRE FOR ADDING SOLAR PANELS ON YARD MOUNTED RACK.
- 50 AMP CIRCUIT IN GARAGE FOR AN ELECTRIC CAR.
- WHOLE HOUSE CIRCUIT BREAKER.
- PROVIDE SMART BLINDS AND POWER FOR THEM.

ALL EXISTING SITE CONDITIONS TO BE VERIFIED BY THE CONTRACTOR PRIOR TO CONSTRUCTION. NOTES AND DIMENSIONS ON ARCHITECTURAL PLANS SHALL BE VERIFIED WITH STRUCTURAL DRAWINGS AND EXISTING SITE CONDITIONS. ANY DISCREPANCIES IN NOTES AND / OR DIMENSIONS SHALL BE BROUGHT TO THE ATTENTION OF THE DESIGNER IN A TIMELY MANNER. DESIGNER MAKES NO GUARANTEE OF THE ACTUAL SITE CONDITIONS AND MEASUREMENTS, AS NO DEMOLITION HAS BEEN UNDERTAKEN BY THE DESIGNER OR REPRESENTATIVES OF PIPPIN HOME DESIGNS, TO VERIFY EXISTING CONDITIONS.

ALL FEDERAL, STATE & LOCAL CODES, ORDINANCES, AND REGULATIONS, ETC. SHALL BE CONSIDERED AS PART OF THE SPECIFICATIONS OF THIS BUILDING, AND ARE TO BE ADHERED TO EVEN IF THEY ARE IN VARIANCE WITH THE PLAN.

DESIGNER ASSUMES NO RESPONSIBILITY OVER ANY PHASE OF CONSTRUCTION OR COMPLETED BUILDING.

© COPYRIGHT PIPPIN HOME DESIGNS INC. 2023. ALL RIGHTS RESERVED.
 PLANS NOT TO BE REPRODUCED.
 PIPPIN HOME DESIGNS INC. ASSUMES NO LIABILITY FOR ANY CHANGES OR MODIFICATIONS MADE TO THESE PLANS BY OTHERS.

NOTE: THESE PLANS NOT VALID FOR PERMITTING PURPOSES UNLESS THEY BEAR THE SIGNATURE AND SEAL OF REGISTERED ARCHITECT KEVIN AND KRISTIN LESTER, AIBD AND AIA.

Creating where people live

RENOVATION FOR:
KEVIN AND KRISTIN LESTER
 100 WILSON CIRCLE DRIVE,
 CORNELIUS, NC 28031

REVISIONS:	BY:
PROJECT #	Project Number
DATE	7/20/2023
DRAWN BY:	MITER
DESIGNED BY:	JBP

SHEET NO.
E-1.2
 MAIN LEVEL ELECTRICAL PLAN
 30"x42" SHEET SIZE

